

55AC10E/15E

Min speed trim pot



55AC10C/15C



# 55AC and AC03 Series Variable AC Voltage Supplies

A dependable, economical and compact variable AC voltage supply manufactured especially for the vibratory feeder, fan, pump, heating, and lighting industries. All models feature single-phase AC input and fully variable AC output. The enclosed version comes with a rugged housing, power on/off switch, power on indicator lamp, front access fuse, as well as convenient input and output cords and plugs.

The heart of the control is a triac fired in a manner to adjust phase and thereby vary speed. The 55 Series is designed to work with shaded pole, permanent split capacitor, universal motors or any resistive load. It is not designed for capacitor start motors.

## 55 SERIES SELECTION GUIDE

C = Chassis; E = Enclosed

120 VAC Single Phase Input 50/60 Hz., 0-120 VAC Output

AC INPUT MODEL	AC OUTPUT AMPS	WATTS
55AC10C/E	10	1150
55AC15C/E	15	1725

240 VAC Single Phase Input 50/60 Hz., 0-240 VAC Output

AC INPUT MODEL	AC OUTPUT AMPS	WATTS
57AC10C/E	10	2300
57AC15C/E	15	3450

## OPTION DESCRIPTION

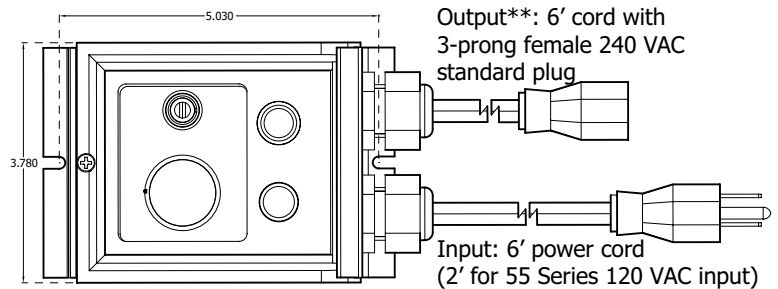
OPTION	SUFFIX
Half-wave DC output available for all chassis versions. Usually utilized in vibratory feeder applications.....	-D*

\* Option compatible with DC PM or universal motors and resistive load.

## 55 SERIES DIMENSIONAL SPECIFICATIONS

MODEL/OPTION	WIDTH	LENGTH	DEPTH
<i>English (inches)</i>			
55AC10/15C	2.90	1.80	2.20
57AC10/15C	2.90	3.50	2.20
55AC10/15E	4.00	5.53	3.80
57AC10/15E	4.00	5.53	3.80
<i>Metric (centimeters)</i>			
55AC10/15C	7.37	4.57	5.59
57AC10/15C	7.37	8.89	5.59
55AC10/15E	10.16	14.07	9.65
57AC10/15E	10.16	14.07	9.65

## 57 SERIES ENCLOSURE DIAGRAM

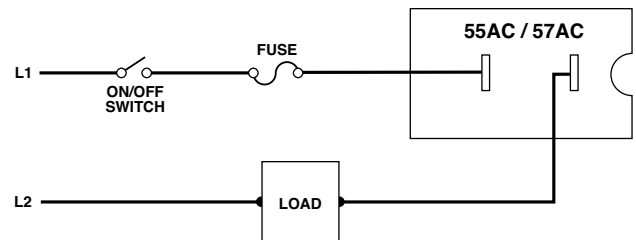


\*\*55AC10/15E has female 3-prong receptacle in cover for output

## 55 SERIES OPERATING CONDITIONS

Temperature .....	-10° to +45° C.
AC Input Voltage .....	±10% Rated Line Voltage
Input Frequency .....	50/60 Hz.

## 55 SERIES HOOK-UP DIAGRAM




NOTE: Second switch and fuse required in L2 leg for 240 VAC chassis model applications

## AC03-05S SERIES SPECIFICATIONS (LOWER CURRENT APPLICATIONS)

Input Voltage.....	120 VAC
Output Voltage .....	0-120 VAC
Maximum AC Output Current.....	2.5 Amps

- Features
- Controls most single phase AC motors and restrictive loads, not equipped to handle capacitor start motors
  - Speed pot with on/off switch



AC03-05S



AC03 cULus Recognized