Electrical Data

SECTION B

Single-Phase Wiring Diagrams . . . B-2
Single-Phase Wiring Diagrams . . . B-3
Three-Phase Wiring Diagrams . . . B-4
Single Phase - General Purpose - TEFC - Cast Iron . . . B-5
Single Phase - General Purpose - TEFC - Rolled Steel - Standard Efficiency . . . B-6
Single Phase - General Purpose - ODP - Rolled Steel - Standard Efficiency . . . B-9
Single Phase - General Purpose - ODP - Rolled Steel - Premium Efficiency . . . B-11
W22 - General Purpose - Three Phase - TEFC . . . B-12
Rolled Steel - General Purpose - Three Phase - TEFC . . . B-15
ODP Rolled Steel up to 254/6T Frame - Three Phase - General Purpose . . . B-16
Explosion Proof - Three Phase . . . B-19
Fractional - Three Phase - TEFC - NEMA Premium® . . . B-22
Fractional - Three Phase - TEFC - Standard Efficiency . . . B-23
Fractional - Three Phase - ODP - Premium Efficiency . . . B-24
Fractional - Three Phase - ODP - Standard Efficiency . . . B-25
Cooling Tower Motors - Three Phase . . . B-27
Close-Coupled Pump - JM - Three Phase - TEFC - Rolled Steel . . . B-32
Close-Coupled Pump - JM - Three Phase - TEFC - Cast Iron . . . B-33
Close-Coupled Pump - JP - Three Phase - TEFC - Rolled Steel . . . B-35
Close-Coupled Pump - JP - Three Phase - TEFC - Cast Iron . . . B-36
Close-Coupled Pump - JM - Three Phase - ODP - Rolled Steel . . . B-38
Close-Coupled Pump - JM - Three Phase - ODP - Cast Iron . . . B-39
Close-Coupled Pump - JP - Three Phase - ODP - Rolled Steel . . . B-40
Close-Coupled Pump - JP - Three Phase - ODP - Cast Iron . . . B-41
Metric Motors . . . B-42
Super Premium Efficiency Motors . . . B-48

Single-Phase Wiring Diagrams

ALWAYS USE WIRING DIAGRAM SUPPLIED ON MOTOR NAMEPLATE

FOR MOTORS WITH THERMAL PROTECTION

Single Voltage / Single Rotation

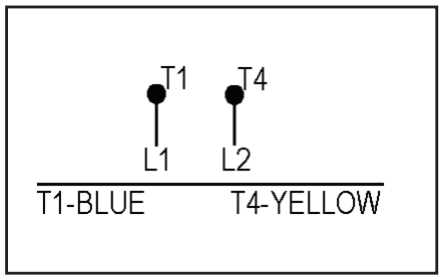

Single Voltage / Reversible Rotation

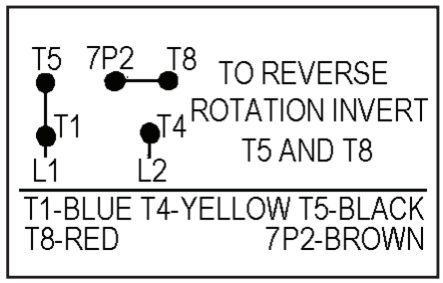

Dual Voltage / Single Rotation

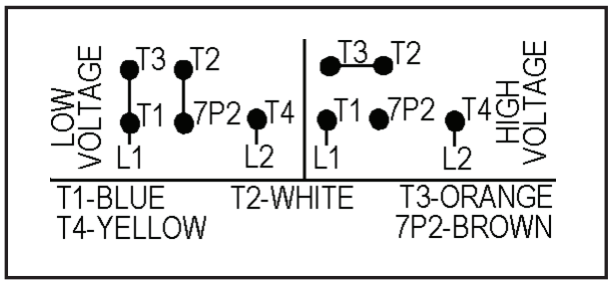

Dual Voltage / Reversible Rotation

Split-Phase Motor

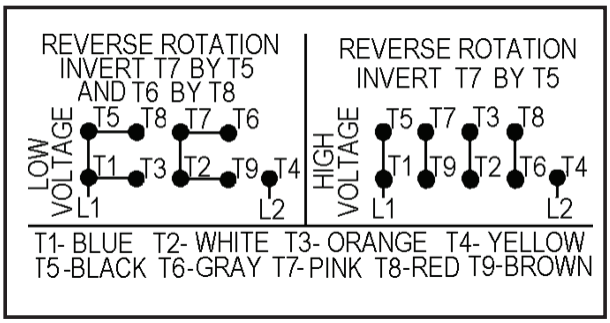

Capacitor Motor

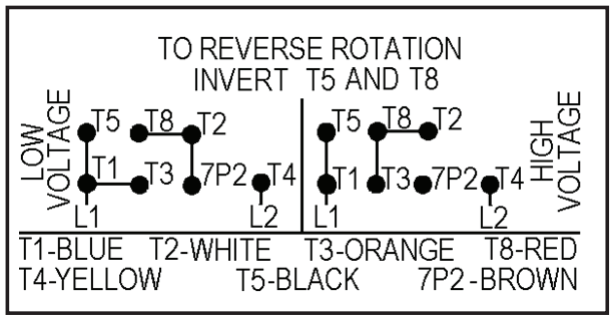

Data subject to change without notice.

Single-Phase Wiring Diagrams

ALWAYS USE WIRING DIAGRAM SUPPLIED ON MOTOR NAMEPLATE

FOR MOTORS WITHOUT THERMAL PROTECTION

Single Voltage / Single Rotation

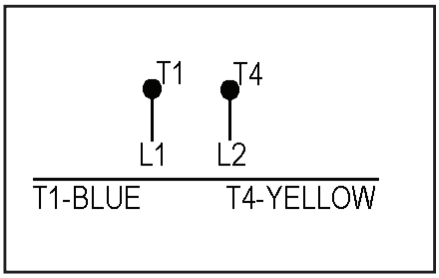

Single Voltage / Reversible Rotation

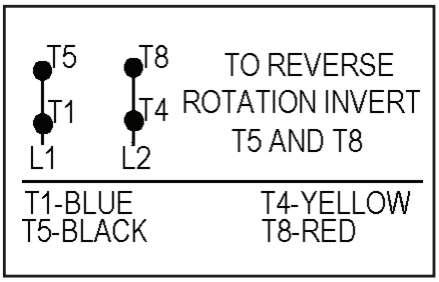

Dual Voltage / Single Rotation

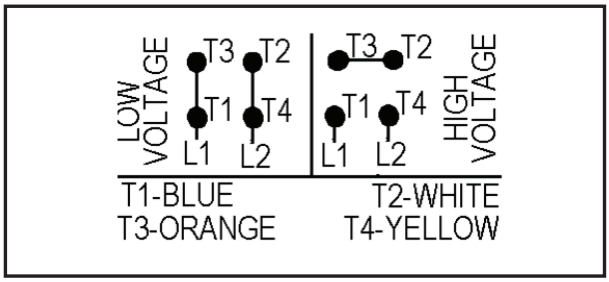

Dual Voltage / Reversible Rotation

Split-Phase Motor

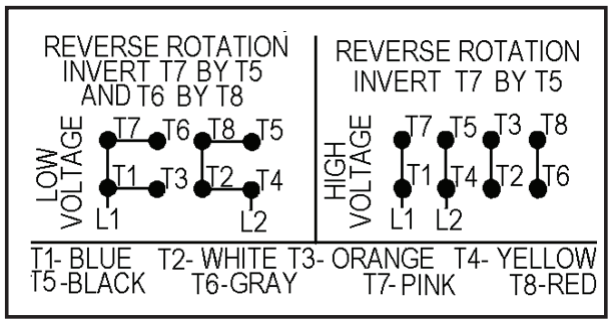

Capacitor Motor

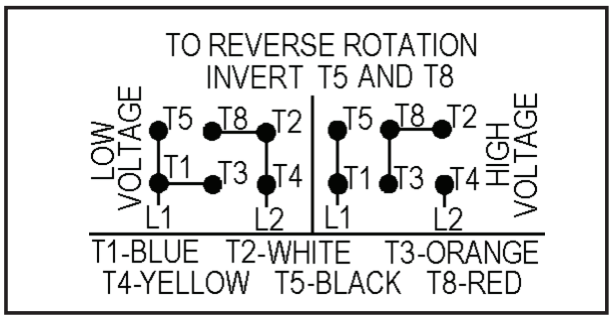

Three-Phase Wiring Diagrams

ALWAYS USE WIRING DIAGRAM SUPPLIED ON MOTOR NAMEPLATE

colored leads are only applicable on the NEW ROLLED STEEL motor lines

Description	Wiring Diagram

9 leads
Valid for voltage Code: E
Frames 56 and 143/5

DOL

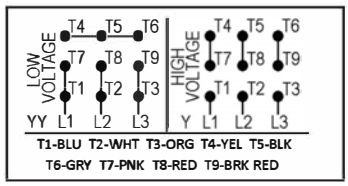

9 leads
Valid for voltage Code: E
Frames 182/4 and 213/5 for E code
(except Fire Pump motors)

DOL

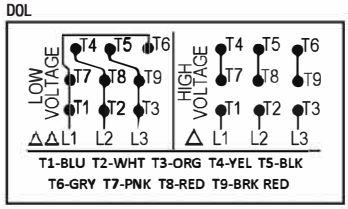

12 leads
Valid for voltage code: E
Frames 254/6 and above
Fire Pump Motors all frames
Valid for voltage code: V
All frames
Motors are capable of WYE/Delta start (230v only)
Motors are capable of part-winding start at the low voltage

WYE -DELTA - LOW VOLTAGE

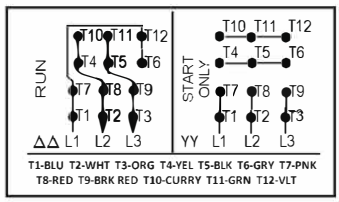

WYE -DELTA - HIGH VOLTAGE

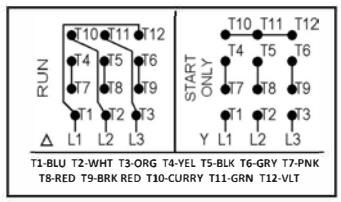

12 leads
Valid for voltage Code: G
Frames 254/6 and above
Motors are capable of WYE/Delta start Motors are capable of part-winding start

WYE -DELTA

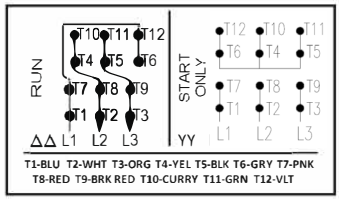

PART-WINDING

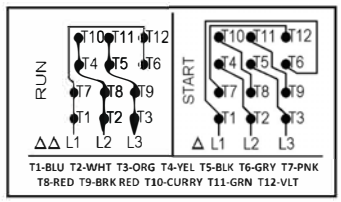

6 leads
Valid for voltage Code: J, H, P, Q, W & Y All frames
Q code can also have only 3 leads

WYE - DELTA

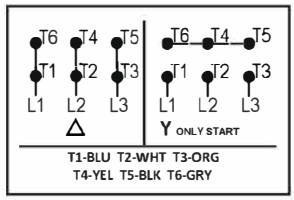

WYE - DELTA (METRIC)

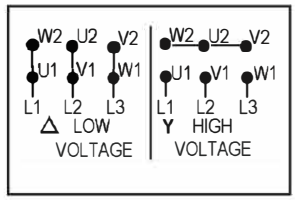

3 leads
Valid for voltage Code: Q
All frames
Q code, non IEEE-841 motors, can also have 6 leads

DOL

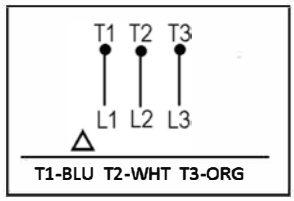

Data subject to change without notice.

Single Phase - General Purpose - TEFC - Cast Iron

Output		Frame	Full Load Torque (ft.lb)	Locked Rotor Current		Locked Rotor Torque Tl/Tn	Break-down Torque Tb/Tn	Inertia J (lb-ft2)	Allowable locked rotor time (s)		Weight (lb)	Sound dB(A)	Service Factor	460 V							
														Rated speed (rpm)	% of full load						Full load current In (A)
															Efficiency			Power Factor			
HP	kW			Code	II/In				Hot	Cold					50	75	100	50	75	100	
1	0.75	143/5T	1.46	L	8.5	2.3	2.7	0.0527	7	15	0.0	69.0	1.15	3540	58.0	67.0	70.0	0.95	0.96	0.97	2.40
		143/5T	2.93	L	8.4	2.7	3.0	0.1303	7	15	0.0	58.0	1.15	1770	59.0	68.0	72.0	0.84	0.90	0.92	2.45
		143/5T	4.43	K	6.3	2.0	2.4	0.1561	15	33	0.0	58.0	1.00	1170	59.6	68.2	70.0	0.70	0.78	0.83	2.80
1.5	1.1	143/5T	2.21	J	7.3	2.3	2.4	0.0470	11	24	0.0	69.0	1.15	3520	67.0	72.0	74.0	0.91	0.94	0.95	3.40
		143/5T	4.42	J	8.0	2.6	2.4	0.1628	6	13	0.0	58.0	1.15	1760	65.0	73.0	77.0	0.99	0.99	0.99	3.13
		182/4T	6.56	M	8.2	2.5	3.2	0.5657	10	22	0.0	60.0	1.00	1185	58.4	67.3	72.0	0.62	0.72	0.78	4.25
2	1.5	143/5T	2.94	K	8.0	2.4	2.8	0.0527	7	15	0.0	69.0	1.15	3530	66.0	74.0	77.0	0.87	0.92	0.94	4.50
		143/5T	5.94	J	7.4	2.7	2.4	0.1497	8	18	0.0	58.0	1.15	1745	68.5	75.5	78.5	0.89	0.94	0.95	4.38
		182/4T	5.96	H	7.4	2.9	2.3	0.2957	8	18	0.0	60.0	1.15	1740	69.0	76.5	80.0	0.99	0.99	0.99	4.10
		182/4T	8.78	L	8.0	2.4	2.7	0.5223	14	31	0.0	60.0	1.00	1180	65.2	73.0	77.0	0.72	0.81	0.85	5.00
3	2.2	182/4T	4.42	H	7.7	2.5	2.6	0.1571	9	20	0.0	72.0	1.15	3520	80.0	83.0	84.0	0.97	0.98	0.98	5.80
		143/5T	4.42	H	7.2	2.2	2.4	0.0664	7	15	0.0	69.0	1.15	3515	72.5	76.0	78.5	0.96	0.97	0.97	6.25
		182/4T	8.91	H	7.5	2.9	2.6	0.3735	6	13	0.0	60.0	1.15	1745	71.0	78.0	80.0	0.99	0.99	0.99	6.00
		213/5T	13.3	J	7.5	2.1	2.1	1.28	5	11	0.0	63.0	1.00	1170	69.3	76.7	80.0	0.93	0.96	0.96	6.20
5	3.7	182/4T	7.37	G	7.1	2.8	2.5	0.2164	7	15	0.0	72.0	1.15	3515	80.0	84.0	85.5	0.96	0.99	0.99	9.50
		213/5T	14.8	H	6.7	3.3	2.6	0.7124	7	15	0.0	63.0	1.15	1745	72.5	78.5	80.0	0.91	0.95	0.96	10.5
		182/4T	15.0	G	6.5	2.8	2.6	0.4357	7	15	0.0	60.0	1.15	1730	72.5	78.5	80.0	0.93	0.95	0.96	10.5
		213/5T	22.0	J	8.4	2.5	2.5	1.98	14	31	0.0	63.0	1.00	1175	78.9	83.9	82.5	0.91	0.94	0.94	10.4
7.5	5.5	213/5T	11.1	P	7.2	2.8	2.9	0.5550	7	15	0.0	72.0	1.15	3510	81.5	85.5	86.5	0.99	0.99	0.99	29.8
		182/4T	11.1	H	7.5	2.8	2.6	0.2164	9	20	0.0	72.0	1.15	3505	79.0	83.5	85.5	0.99	0.99	0.99	14.1
		213/5T	22.2	H	7.0	3.3	2.7	1.09	7	15	0.0	63.0	1.15	1750	76.0	81.0	82.5	0.94	0.96	0.97	14.9
10	7.5	213/5T	14.7	N	7.0	2.3	2.9	0.5285	8	18	0.0	72.0	1.15	3515	82.0	85.5	86.5	0.99	0.99	0.99	38.8
		213/5T	29.8	G	6.7	2.6	2.5	1.15	13	29	0.0	63.0	1.15	1740	78.0	82.0	82.5	0.90	0.95	0.97	20.4
12.5	9.2	213/5T	18.5	G	7.3	2.1	2.8	0.6763	8	18	0.0	72.0	1.15	3510	86.0	88.0	88.5	0.98	0.98	0.98	23.0

Single Phase - General Purpose - TEFC - Rolled Steel - Standard Efficiency

Output		Frame	Full Load Torque (ft.lb)	Locked Rotor Current		Locked Rotor Torque Tl/Tn	Break-down Torque Tb/Tn	Inertia J (lb-ft2)	Allowable locked rotor time (s)		Weight (lb)	Sound dB(A)	Service Factor	230 V							
														Rated speed (rpm)	% of full load						Full load current In (A)
															Efficiency			Power Factor			
HP	kW			Code	Il/In				Hot	Cold					50	75	100	50	75	100	
0.12	0.09	W56	0.180	R	6.0	3.0	3.0	0.0126	18	40	15.4	66.0	1.15	3475	28.0	35.0	42.0	0.64	0.70	0.75	1.30
		48	0.180	R	6.0	3.0	3.0	0.0126	18	40	15.4	66.0	1.15	3475	28.0	35.0	42.0	0.64	0.70	0.75	1.30
		W56	0.360	P	4.8	3.2	3.0	0.0240	26	57	14.8	52.0	1.15	1740	37.0	45.0	51.0	0.41	0.48	0.55	1.45
		W56	0.360	P	4.8	3.2	3.0	0.0240	26	57	14.8	52.0	1.15	1740	37.0	45.0	51.0	0.41	0.48	0.55	1.45
		48	0.360	P	4.8	3.2	3.0	0.0240	26	57	14.8	52.0	1.15	1740	37.0	45.0	51.0	0.41	0.48	0.55	1.45
		W56	0.530	M	5.2	1.8	2.4	0.0318	20	44	16.5	52.0	1.15	1165	36.0	46.0	52.0	0.61	0.68	0.73	1.05
		48	0.530	M	5.2	1.8	2.4	0.0318	20	44	16.5	52.0	1.15	1165	36.0	46.0	52.0	0.61	0.68	0.73	1.05
0.16	0.12	W56	0.240	P	6.0	3.0	3.0	0.0126	14	31	15.4	66.0	1.15	3480	30.0	38.0	44.0	0.60	0.67	0.73	1.60
		48	0.240	P	6.0	3.0	3.0	0.0126	14	31	15.4	66.0	1.15	3480	30.0	38.0	44.0	0.60	0.67	0.73	1.60
		W56	0.480	P	5.4	3.2	2.9	0.0280	16	35	15.7	52.0	1.15	1735	38.0	46.0	52.0	0.44	0.52	0.59	1.70
		W56	0.480	P	5.4	3.2	2.9	0.0280	16	35	15.7	52.0	1.15	1735	38.0	46.0	52.0	0.44	0.52	0.59	1.70
		48	0.480	P	5.4	3.2	2.9	0.0280	16	35	15.7	52.0	1.15	1735	38.0	46.0	52.0	0.44	0.52	0.59	1.70
		W56	0.710	L	5.6	1.8	2.3	0.0358	20	44	17.6	52.0	1.15	1165	40.0	50.0	56.0	0.67	0.74	0.78	1.20
		48	0.710	L	5.6	1.8	2.3	0.0358	20	44	17.6	52.0	1.15	1165	40.0	50.0	56.0	0.67	0.74	0.78	1.20
0.25	0.18	W56	0.370	P	6.6	2.9	3.0	0.0147	11	24	17.2	66.0	1.15	3485	35.0	44.0	50.0	0.60	0.68	0.74	2.10
		48	0.370	P	6.6	2.9	3.0	0.0147	11	24	17.2	66.0	1.15	3485	35.0	44.0	50.0	0.60	0.68	0.74	2.10
		W56	0.750	M	5.2	3.1	2.8	0.0318	15	33	16.5	52.0	1.15	1735	43.0	52.0	57.0	0.43	0.52	0.60	2.29
		W56	0.750	N	5.3	3.1	2.8	0.0318	15	33	16.5	52.0	1.15	1735	43.0	52.0	57.0	0.43	0.52	0.60	2.30
		W56	0.750	N	5.3	3.1	2.8	0.0318	15	33	16.5	52.0	1.15	1735	43.0	52.0	57.0	0.43	0.52	0.60	2.30
		48	0.750	N	5.3	3.1	2.8	0.0318	15	33	16.5	52.0	1.15	1735	43.0	52.0	57.0	0.43	0.52	0.60	2.30
		W56	1.11	L	5.8	1.8	2.3	0.0479	18	40	20.7	52.0	1.15	1165	45.0	54.0	60.0	0.63	0.70	0.75	1.75
		48	1.11	L	5.8	1.8	2.3	0.0479	18	40	20.7	52.0	1.15	1165	45.0	54.0	60.0	0.63	0.70	0.75	1.75
0.33	0.25	W56	0.490	P	7.0	2.9	2.9	0.0190	8	18	18.7	66.0	1.15	3490	42.0	50.0	54.0	0.61	0.69	0.76	2.60
		48	0.490	P	7.0	2.9	2.9	0.0190	8	18	18.7	66.0	1.15	3490	42.0	50.0	54.0	0.61	0.69	0.76	2.60
		W56	0.990	N	5.6	3.2	2.8	0.0399	12	26	18.3	52.0	1.15	1735	46.0	55.0	61.0	0.42	0.51	0.59	3.00
		W56	0.990	N	5.6	3.2	2.8	0.0399	12	26	18.3	52.0	1.15	1735	46.0	55.0	61.0	0.42	0.51	0.59	3.00
		48	0.990	N	5.6	3.2	2.8	0.0399	12	26	18.3	52.0	1.15	1735	46.0	55.0	61.0	0.42	0.51	0.59	3.00
		56	1.46	M	6.5	2.4	2.7	0.0975	22	48	27.6	54.0	1.15	1170	48.0	58.0	63.0	0.61	0.69	0.74	2.30
0.5	0.37	W56	0.740	P	8.0	2.9	3.0	0.0233	7	15	20.5	66.0	1.15	3500	50.0	58.0	60.0	0.59	0.69	0.76	3.50
		48	0.740	P	8.0	2.9	3.0	0.0233	7	15	20.5	66.0	1.15	3500	50.0	58.0	60.0	0.59	0.69	0.76	3.50
		W56	1.50	L	5.5	2.9	2.5	0.0479	10	22	20.7	52.0	1.15	1730	52.0	59.0	64.0	0.46	0.56	0.66	3.81
		W56	1.50	M	5.7	3.2	2.7	0.0479	10	22	20.7	52.0	1.15	1730	52.0	59.0	64.0	0.44	0.54	0.63	4.00
		W56	1.50	M	5.7	3.2	2.7	0.0479	10	22	20.7	52.0	1.15	1730	52.0	59.0	64.0	0.44	0.54	0.63	4.00
		48	1.50	M	5.7	3.2	2.7	0.0479	10	22	20.7	52.0	1.15	1730	52.0	59.0	64.0	0.44	0.54	0.63	4.00
		48	1.50	M	5.7	3.2	2.7	0.0479	10	22	20.7	52.0	1.15	1730	52.0	59.0	64.0	0.44	0.54	0.63	4.00
		56	2.21	L	6.6	2.4	2.6	0.1241	18	40	30.9	54.0	1.15	1170	54.0	63.0	67.0	0.58	0.67	0.72	3.20

continued on next page

Data subject to change without notice.

Single Phase - General Purpose - TEFC - Rolled Steel - Standard Efficiency

Output		Frame	Full Load Torque (ft.lb)	Locked Rotor Current		Locked Rotor Torque Tl/Tn	Break-down Torque Tb/Tn	Inertia J (lb-ft2)	Allowable locked rotor time (s)		Weight (lb)	Sound dB(A)	Service Factor	230 V							
														Rated speed (rpm)	% of full load						Full load current In (A)
															Efficiency			Power Factor			
HP	kW			Code	Il/In				Hot	Cold					50	75	100	50	75	100	
0.75	0.55	56	1.11	L	8.0	2.8	2.9	0.0394	10	22	26.5	68.0	1.15	3500	52.0	62.0	66.0	0.81	0.87	0.91	4.00
		56	2.23	L	6.2	2.8	2.5	0.0778	10	22	28.7	54.0	1.15	1745	57.0	65.0	68.5	0.50	0.60	0.70	4.98
		56	2.23	M	6.4	3.0	2.7	0.0778	10	22	28.7	54.0	1.15	1745	57.0	65.0	68.5	0.47	0.58	0.67	5.30
		56	2.23	M	6.4	3.0	2.7	0.0778	10	22	28.7	54.0	1.15	1745	57.0	65.0	68.5	0.47	0.58	0.67	5.30
		56H	3.32	L	6.4	2.2	2.4	0.1597	15	33	35.3	54.0	1.15	1170	59.0	67.0	70.0	0.58	0.67	0.73	4.70
		143/5T	3.32	L	6.4	2.2	2.4	0.1597	15	33	35.3	---	1.15	1170	59.0	67.0	70.0	0.58	0.67	0.73	4.70
		56	3.32	L	6.4	2.2	2.4	0.1597	15	33	35.3	54.0	1.15	1170	59.0	67.0	70.0	0.58	0.67	0.73	4.70
1	0.75	56	1.48	L	8.4	2.8	2.8	0.0472	8	18	28.7	68.0	1.15	3500	55.0	64.0	70.0	0.82	0.88	0.92	5.10
		56	2.97	M	6.7	2.6	2.5	0.1037	8	18	33.1	54.0	1.15	1745	62.0	68.0	71.0	0.51	0.62	0.70	6.56
		56	2.97	M	6.7	2.8	2.7	0.1037	8	18	33.1	54.0	1.15	1745	62.0	68.0	71.0	0.48	0.60	0.68	6.80
		56	2.97	M	6.7	2.8	2.7	0.1037	8	18	33.1	54.0	1.15	1745	62.0	68.0	71.0	0.48	0.60	0.68	6.80
		143/5T	2.97	M	6.7	2.8	2.7	0.1037	8	18	33.1	54.0	1.15	1745	62.0	68.0	71.0	0.48	0.60	0.68	6.80
		143/5T	2.97	M	6.7	2.8	2.7	0.1037	8	18	33.1	54.0	1.15	1745	62.0	68.0	71.0	0.48	0.60	0.68	6.80
		56H	4.45	J	6.1	1.8	2.0	0.1951	13	29	43.0	54.0	1.15	1165	64.0	71.0	73.0	0.68	0.77	0.81	5.50
		143/5T	4.45	J	6.1	1.8	2.0	0.1951	13	29	43.0	---	1.15	1165	64.0	71.0	73.0	0.68	0.77	0.81	5.50
		56	4.45	J	6.1	1.8	2.0	0.1951	13	29	43.0	54.0	1.15	1165	64.0	71.0	73.0	0.68	0.77	0.81	5.50
1.5	1.1	56	2.22	K	8.0	2.4	2.5	0.0589	7	15	32.0	68.0	1.15	3500	66.0	73.0	75.0	0.92	0.95	0.97	6.60
		143/5T	2.22	K	8.0	2.4	2.5	0.0589	7	15	32.0	68.0	1.15	3500	66.0	73.0	75.0	0.92	0.95	0.97	6.60
		56H	4.45	L	8.0	2.3	2.5	0.1426	8	18	43.0	54.0	1.15	1745	69.0	75.0	77.0	0.70	0.80	0.84	7.39
		56H	4.45	L	8.0	2.3	2.5	0.1426	8	18	43.0	54.0	1.15	1745	69.0	75.0	77.0	0.70	0.80	0.84	7.39
		56H	4.45	L	8.0	2.5	2.7	0.1426	8	18	43.0	54.0	1.15	1745	69.0	75.0	77.0	0.68	0.78	0.83	7.48
		56H	4.45	L	8.0	2.5	2.7	0.1426	8	18	43.0	54.0	1.15	1745	69.0	75.0	77.0	0.68	0.78	0.83	7.48
		143/5T	4.45	L	8.0	2.5	2.7	0.1426	8	18	43.0	54.0	1.15	1745	69.0	75.0	77.0	0.68	0.78	0.83	7.48
		56	4.45	L	8.0	2.5	2.7	0.1426	8	18	43.0	54.0	1.15	1745	69.0	75.0	77.0	0.68	0.78	0.83	7.48
		56	4.45	L	8.0	2.5	2.7	0.1426	8	18	43.0	54.0	1.15	1745	69.0	75.0	77.0	0.68	0.78	0.83	7.48
2	1.5	56H	2.96	J	7.8	2.2	2.5	0.0707	6	13	35.3	68.0	1.15	3495	70.0	75.0	77.0	0.94	0.97	0.97	8.73
		143/5T	2.96	K	7.8	2.2	2.5	0.0707	6	13	35.3	68.0	1.15	3495	70.0	75.0	77.0	0.89	0.93	0.95	8.92
		143/5T	2.96	J	7.8	2.2	2.5	0.0707	6	13	35.3	68.0	1.15	3495	70.0	75.0	77.0	0.94	0.97	0.97	8.73
		56	2.96	J	7.8	2.2	2.5	0.0707	6	13	35.3	68.0	1.15	3495	70.0	75.0	77.0	0.94	0.97	0.97	8.73
		56H	5.94	L	8.0	2.3	2.4	0.1614	6	13	46.3	54.0	1.15	1745	70.0	76.0	78.5	0.67	0.77	0.83	10.0
		56H	5.94	L	8.0	2.6	2.6	0.1614	6	13	46.3	54.0	1.15	1745	70.0	76.0	78.5	0.66	0.76	0.82	10.0
		56H	5.94	L	8.0	2.6	2.6	0.1614	6	13	46.3	54.0	1.15	1745	70.0	76.0	78.5	0.66	0.76	0.82	10.0
		143/5T	5.94	L	8.0	2.6	2.6	0.1614	6	13	46.3	54.0	1.15	1745	70.0	76.0	78.5	0.66	0.76	0.82	10.0
		143/5T	5.94	L	8.0	2.6	2.6	0.1614	6	13	46.3	54.0	1.15	1745	70.0	76.0	78.5	0.66	0.76	0.82	10.0
		56	5.94	L	8.0	2.6	2.6	0.1614	6	13	46.3	54.0	1.15	1745	70.0	76.0	78.5	0.66	0.76	0.82	10.0

continued on next page

Single Phase - General Purpose - TEFC - Rolled Steel - Standard Efficiency - *continued*

Output		Frame	Full Load Torque (ft.lb)	Locked Rotor Current		Locked Rotor Torque Tl/Tn	Break-down Torque Tb/Tn	Inertia J (lb-ft2)	Allowable locked rotor time (s)		Weight (lb)	Sound dB(A)	Service Factor	230V							
														Rated speed (rpm)	% of full load						Full load current In (A)
															Efficiency			Power Factor			
HP	kW			Code	Il/In				Hot	Cold					50	75	100	50	75	100	
3	2.2	56H	4.45	J	8.0	2.1	2.5	0.0945	6	13	45.2	68.0	1.15	3490	76.0	79.0	80.0	0.86	0.92	0.94	12.7
		143/5T	4.45	J	8.0	2.1	2.5	0.0945	6	13	45.2	68.0	1.15	3490	76.0	79.0	80.0	0.86	0.92	0.94	12.7
		56	4.45	J	8.0	2.1	2.5	0.0945	6	13	45.2	68.0	1.15	3490	76.0	79.0	80.0	0.86	0.92	0.94	12.7
		182/4T	8.86	J	8.4	3.1	2.4	0.3709	12	26	83.8	59.0	1.15	1755	72.0	78.5	81.5	0.99	0.99	0.99	11.9
7.5	5.5	213/5T	11.1	G	7.1	2.2	2.7	0.4862	6	13	130	75.0	1.15	3515	78.5	82.5	84.0	0.98	0.99	0.99	28.8
		182/4T	11.1	G	7.2	2.6	3.0	0.2252	8	18	99.2	72.0	1.15	3500	80.0	84.0	85.5	0.99	0.99	0.99	28.3
		213/5T	22.3	G	6.8	2.6	2.3	1.43	6	13	163	64.0	1.15	1745	78.5	82.5	84.0	0.99	0.99	0.99	28.8
10	7.5	213/5T	14.8	H	7.2	2.5	2.9	0.4862	6	13	137	75.0	1.15	3510	81.5	85.5	86.5	0.99	0.99	0.99	38.1
		213/5T	29.7	G	6.5	2.2	2.6	1.43	6	13	172	64.0	1.15	1745	81.5	85.5	86.5	0.99	0.99	0.99	38.1
12.5	9.2	213/5T	18.5	H	7.4	2.5	3.1	0.5918	6	13	159	75.0	1.15	3510	84.0	86.5	87.5	0.98	0.98	0.98	46.6
		213/5T*	37.0	H	7.5	2.5	3.1	1.96	6	13	212	64.0	1.15	1750	82.5	86.5	87.5	0.98	0.98	0.98	46.6

Data subject to change without notice.

Single Phase - General Purpose - ODP - Rolled Steel - Standard Efficiency

Output		Frame	Full Load Torque (ft.lb)	Locked Rotor Current		Locked Rotor Torque Tl/Tn	Break-down Torque Tb/Tn	Inertia J (lb-ft2)	Allowable locked rotor time (s)		Weight (lb)	Sound dB(A)	Service Factor	230V							
														Rated speed (rpm)	% of full load						Full load current In (A)
															Efficiency			Power Factor			
HP	kW			Code	II/In				Hot	Cold					50	75	100	50	75	100	
0.12	0.09	W56	0.180	R	6.4	3.0	3.0	0.0126	18	40	14.3	56.0	1.40	3500	32.0	40.0	44.0	0.60	0.67	0.72	1.24
		48	0.180	R	6.4	3.0	3.0	0.0126	18	40	14.3	56.0	1.40	3500	32.0	40.0	44.0	0.60	0.67	0.72	1.24
		W56	0.360	P	4.8	3.3	3.1	0.0240	26	57	13.7	50.0	1.40	1740	37.0	45.0	50.0	0.41	0.48	0.55	1.42
		48	0.360	P	4.8	3.3	3.1	0.0240	26	57	13.7	50.0	1.40	1740	37.0	45.0	50.0	0.41	0.48	0.55	1.42
0.16	0.12	W56	0.240	P	6.5	3.0	3.0	0.0126	14	31	14.3	56.0	1.35	3500	35.0	44.0	53.0	0.56	0.64	0.70	1.41
		48	0.240	P	6.5	3.0	3.0	0.0126	14	31	14.3	56.0	1.35	3500	35.0	44.0	53.0	0.56	0.64	0.70	1.41
		W56	0.480	P	5.5	3.2	3.0	0.0280	16	35	14.8	50.0	1.35	1740	41.0	49.0	53.0	0.42	0.50	0.57	1.73
		48	0.480	P	5.5	3.2	3.0	0.0280	16	35	14.8	50.0	1.35	1740	41.0	49.0	53.0	0.42	0.50	0.57	1.73
0.25	0.18	W56	0.370	P	7.2	3.0	3.0	0.0147	10	22	15.4	56.0	1.35	3500	43.0	50.0	55.0	0.55	0.64	0.71	2.00
		48	0.370	P	7.2	3.0	3.0	0.0147	10	22	15.4	56.0	1.35	3500	43.0	50.0	55.0	0.55	0.64	0.71	2.00
		W56	0.750	N	5.3	3.1	2.8	0.0318	14	31	15.4	50.0	1.35	1735	46.0	54.0	57.0	0.41	0.51	0.59	2.33
		48	0.750	N	5.3	3.1	2.8	0.0318	14	31	15.4	50.0	1.35	1735	46.0	54.0	57.0	0.41	0.51	0.59	2.33
0.33	0.25	W56	0.490	P	7.4	3.0	3.0	0.0190	8	18	16.1	56.0	1.35	3500	49.0	56.0	59.0	0.57	0.66	0.74	2.50
		48	0.490	P	7.4	3.0	3.0	0.0190	8	18	16.1	56.0	1.35	3500	49.0	56.0	59.0	0.57	0.66	0.74	2.50
		W56	0.990	N	5.6	3.3	2.8	0.0399	12	26	16.8	50.0	1.35	1735	49.0	57.0	60.0	0.41	0.50	0.58	3.12
		48	0.990	N	5.6	3.3	2.8	0.0399	12	26	16.8	50.0	1.35	1735	49.0	57.0	60.0	0.41	0.50	0.58	3.12
0.5	0.37	W56	0.740	P	8.2	2.8	3.0	0.0233	6	13	18.7	56.0	1.25	3500	54.0	61.0	65.0	0.55	0.66	0.74	3.34
		48	0.740	P	8.2	2.8	3.0	0.0233	6	13	18.7	56.0	1.25	3500	54.0	61.0	65.0	0.55	0.66	0.74	3.34
		W56	1.49	M	5.8	3.2	2.7	0.0479	10	22	18.7	50.0	1.25	1735	54.0	61.0	63.0	0.43	0.53	0.62	4.12
		48	1.49	M	5.8	3.2	2.7	0.0479	10	22	18.7	50.0	1.25	1735	54.0	61.0	63.0	0.43	0.53	0.62	4.12
0.75	0.55	W56	1.11	N	8.0	2.6	3.0	0.0273	6	13	20.9	56.0	1.25	3500	56.0	63.0	67.0	0.54	0.66	0.74	4.82
		48	1.11	N	8.0	2.6	3.0	0.0273	6	13	20.9	56.0	1.25	3500	56.0	63.0	67.0	0.54	0.66	0.74	4.82
		56	2.23	M	6.5	2.8	2.7	0.0778	10	22	26.5	52.0	1.25	1745	60.0	66.0	69.0	0.46	0.57	0.66	5.25
		56	2.23	M	6.5	2.8	2.7	0.0778	10	22	26.5	52.0	1.25	1745	60.0	66.0	69.0	0.46	0.57	0.66	5.25
1	0.75	56	1.48	M	6.9	2.6	2.8	0.0472	8	18	26.5	58.0	1.25	3500	60.0	65.0	68.0	0.55	0.67	0.75	6.39
		56	2.97	M	6.7	2.7	2.7	0.0973	7	15	30.9	52.0	1.15	1745	60.0	68.0	71.0	0.48	0.60	0.68	6.75
		143/5T	2.97	M	6.7	2.7	2.7	0.0973	7	15	30.9	52.0	1.15	1745	60.0	68.0	71.0	0.48	0.60	0.68	6.75
1.5	1.1	56	2.22	L	7.3	2.5	2.7	0.0589	6	13	30.9	58.0	1.15	3500	65.0	70.0	72.0	0.57	0.69	0.77	8.60
		143/5T	2.22	L	7.3	2.5	2.7	0.0589	6	13	30.9	58.0	1.15	3500	65.0	70.0	72.0	0.57	0.69	0.77	8.60
		56	4.45	M	6.9	2.7	2.7	0.1362	7	15	40.1	52.0	1.15	1745	66.0	72.0	73.0	0.48	0.60	0.69	9.49
		56H	4.45	M	6.9	2.7	2.7	0.1362	7	15	40.1	52.0	1.15	1745	66.0	72.0	73.0	0.48	0.60	0.69	9.49
		143/5T	4.45	M	6.9	2.7	2.7	0.1362	7	15	40.1	52.0	1.15	1745	66.0	72.0	73.0	0.48	0.60	0.69	9.49

continued on next page

Single Phase - General Purpose - ODP - Rolled Steel - Standard Efficiency - *continued*

Output		Frame	Full Load Torque (ft.lb)	Locked Rotor Current		Locked Rotor Torque Tl/Tn	Break-down Torque Tb/Tn	Inertia J (lb-ft2)	Allowable locked rotor time (s)		Weight (lb)	Sound dB(A)	Service Factor	230 V							
														Rated speed (rpm)	% of full load						Full load current In (A)
															Efficiency			Power Factor			
HP	kW			Code	Il/In				Hot	Cold					50	75	100	50	75	100	
2	1.5	56H	2.97	L	7.8	2.5	2.6	0.0748	6	13	36.4	58.0	1.15	3490	69.0	72.0	75.0	0.60	0.72	0.80	10.9
		143/5T	2.97	L	7.8	2.5	2.6	0.0748	6	13	36.4	58.0	1.15	3490	69.0	72.0	75.0	0.60	0.72	0.80	10.9
		56	2.97	L	7.8	2.5	2.6	0.0748	6	13	36.4	58.0	1.15	3490	69.0	72.0	75.0	0.60	0.72	0.80	10.9
		56H	5.96	L	7.5	2.4	2.6	0.1550	6	13	42.3	52.0	1.15	1740	70.0	75.0	78.0	0.62	0.73	0.80	10.5
		143/5T	5.96	L	7.5	2.4	2.6	0.1550	6	13	42.3	52.0	1.15	1740	70.0	75.0	78.0	0.62	0.73	0.80	10.5
		56	5.96	L	7.5	2.4	2.6	0.1550	6	13	42.3	52.0	1.15	1740	70.0	75.0	78.0	0.62	0.73	0.80	10.5
3	2.2	56H	4.46	K	8.0	2.0	2.5	0.0864	6	13	41.2	58.0	1.15	3485	71.0	76.0	78.0	0.85	0.91	0.93	13.2
		143/5T	4.46	K	8.0	2.0	2.5	0.0864	6	13	41.2	58.0	1.15	3485	71.0	76.0	78.0	0.85	0.91	0.93	13.2
		56	4.46	K	8.0	2.0	2.5	0.0864	6	13	41.2	58.0	1.15	3485	71.0	76.0	78.0	0.85	0.91	0.93	13.2
		182/4T	8.86	H	7.1	2.8	2.5	0.2781	6	13	67.3	---	1.15	1755	69.8	77.1	80.0	0.83	0.90	0.93	12.7
5	3.7	182/4T	7.41	G	6.9	2.9	2.5	0.1559	6	13	71.7	---	1.15	3495	78.7	83.2	84.0	0.98	0.99	0.99	19.3
		182/4T	14.8	H	7.0	2.5	2.4	0.4172	6	13	88.2	---	1.15	1755	75.2	81.3	84.0	0.95	0.97	0.97	19.7
		213/5T	14.8	H	7.5	2.6	2.3	1.16	7	15	203	---	1.15	1755	78.6	83.9	85.5	0.98	0.99	0.99	18.9
7.5	5.5	213/5T	11.0	H	7.8	2.7	2.8	0.4651	6	13	110	---	1.15	3520	81.2	85.0	85.5	0.99	0.99	0.99	28.3
		182/4T	11.1	G	6.9	2.8	2.6	0.1991	6	13	83.8	---	1.15	3500	80.6	84.4	85.5	0.97	0.98	0.98	28.5
		213/5T	22.2	G	6.9	2.3	2.4	1.29	6	13	212	---	1.15	1750	83.1	85.0	85.5	0.95	0.96	0.97	28.6
10	7.5	213/5T	14.8	G	6.8	2.3	2.7	0.4440	6	13	112	---	1.15	3500	82.4	85.9	86.5	0.99	0.99	0.99	38.1
		213/5T	29.7	G	6.6	2.2	2.4	1.34	6	13	216	---	1.15	1745	83.2	86.3	86.5	0.97	0.98	0.98	38.5
12.5	9.2	213/5T	18.4	H	7.9	2.4	3.3	0.6341	6	13	161	---	1.15	3520	84.7	87.8	88.5	0.99	0.99	0.99	45.7
		213/5T	37.1	G	7.0	2.3	2.9	1.65	6	13	246	---	1.15	1745	84.2	87.3	87.5	0.97	0.98	0.98	46.4
15	11	213/5T	22.0	J	8.7	2.5	4.1	0.7188	6	13	183	---	1.15	3530	85.0	88.0	88.5	0.89	0.93	0.95	56.9

Data subject to change without notice.

Single Phase - General Purpose - ODP - Rolled Steel - Premium Efficiency

Output		Frame	Full Load Torque (ft.lb)	Locked Rotor Current		Locked Rotor Torque Tl/Tn	Break-down Torque Tb/Tn	Inertia J (lb-ft2)	Allowable locked rotor time (s)		Weight (lb)	Sound dB(A)	Service Factor	230 V							
														Rated speed (rpm)	% of full load						Full load current In (A)
															Efficiency			Power Factor			
HP	kW			Code	Il/In				Hot	Cold					50	75	100	50	75	100	
0.25	0.18	W56	0.370	M	8.8	2.8	3.1	0.0211	18	40	17.2	56.0	1.35	3510	50.0	59.0	66.6	0.91	0.93	0.94	1.25
		48	0.370	M	8.8	2.8	3.1	0.0211	18	40	17.2	56.0	1.35	3510	50.0	59.0	66.6	0.91	0.93	0.94	1.25
		W56	0.740	M	7.5	2.9	3.0	0.0358	20	44	16.5	50.0	1.35	1745	53.0	62.0	68.5	0.56	0.65	0.71	1.60
		48	0.740	M	7.5	2.9	3.0	0.0358	20	44	16.5	50.0	1.35	1745	53.0	62.0	68.5	0.56	0.65	0.71	1.60
0.33	0.25	W56	0.490	L	8.8	2.8	3.0	0.0254	15	33	19.4	56.0	1.35	3510	56.0	64.0	70.5	0.97	0.97	0.97	1.60
		48	0.490	L	8.8	2.8	3.0	0.0254	15	33	19.4	56.0	1.35	3510	56.0	64.0	70.5	0.97	0.97	0.97	1.60
		W56	0.980	N	8.0	3.2	3.2	0.0439	17	37	17.6	50.0	1.35	1745	57.0	66.0	72.4	0.57	0.67	0.73	2.10
		48	0.980	N	8.0	3.2	3.2	0.0439	17	37	17.6	50.0	1.35	1745	57.0	66.0	72.4	0.57	0.67	0.73	2.10
0.5	0.37	W56	0.740	L	8.8	2.7	3.0	0.0254	9	20	19.4	56.0	1.25	3510	60.0	68.0	72.4	0.90	0.93	0.94	2.40
		48	0.740	L	8.8	2.7	3.0	0.0254	9	20	19.4	56.0	1.25	3510	60.0	68.0	72.4	0.90	0.93	0.94	2.40
		W56	1.48	L	7.7	3.1	3.0	0.0520	15	33	19.8	50.0	1.25	1745	63.0	71.0	76.2	0.60	0.70	0.77	2.75
		48	1.48	L	7.7	3.1	3.0	0.0520	15	33	19.8	50.0	1.25	1745	63.0	71.0	76.2	0.60	0.70	0.77	2.75
0.75	0.55	56	1.11	K	8.6	3.0	3.0	0.0434	18	40	25.4	58.0	1.25	3510	64.0	71.0	76.2	0.88	0.92	0.93	3.40
		56	2.22	K	8.0	2.6	2.5	0.0973	20	44	30.9	52.0	1.25	1750	74.0	79.0	81.8	0.74	0.82	0.86	3.40
1	0.75	56	1.48	K	8.4	2.9	3.0	0.0551	16	35	29.8	58.0	1.25	3510	69.0	76.0	80.4	0.89	0.93	0.94	4.30
		56	2.96	K	8.4	2.6	2.5	0.1232	15	33	36.4	52.0	1.15	1750	75.0	80.0	82.6	0.75	0.83	0.87	4.50
		143/5T	2.96	K	8.4	2.6	2.5	0.1232	15	33	36.4	52.0	1.15	1750	75.0	80.0	82.6	0.75	0.83	0.87	4.50
		56H	2.96	K	8.4	2.6	2.5	0.1232	15	33	36.4	52.0	1.15	1750	75.0	80.0	82.6	0.75	0.83	0.87	4.50
1.5	1.1	56	2.22	J	7.7	2.6	2.7	0.0629	10	22	32.0	58.0	1.15	3500	73.0	79.0	81.5	0.88	0.89	0.89	6.65
		143/5T	2.22	J	7.7	2.6	2.7	0.0629	10	22	32.0	58.0	1.15	3500	73.0	79.0	81.5	0.88	0.89	0.89	6.65
		56H	4.45	K	8.0	2.6	2.5	0.1362	22	48	40.1	52.0	1.15	1745	76.0	81.0	83.8	0.72	0.81	0.84	6.80
		143/5T	4.45	K	8.0	2.6	2.5	0.1362	22	48	40.1	52.0	1.15	1745	76.0	81.0	83.8	0.72	0.81	0.84	6.80
		56	4.45	K	8.0	2.6	2.5	0.1362	22	48	40.1	52.0	1.15	1745	76.0	81.0	83.8	0.72	0.81	0.84	6.80
2	1.5	56	2.96	K	8.6	2.5	2.8	0.0748	8	18	36.4	58.0	1.15	3500	76.0	81.0	82.9	0.90	0.94	0.94	8.40
		56H	2.96	K	8.6	2.5	2.8	0.0748	8	18	36.4	58.0	1.15	3500	76.0	81.0	82.9	0.90	0.94	0.94	8.40
		143/5T	2.96	K	8.6	2.5	2.8	0.0748	8	18	36.4	58.0	1.15	3500	76.0	81.0	82.9	0.90	0.94	0.94	8.40
		56H	5.96	K	7.6	2.6	2.5	0.1614	18	40	45.2	52.0	1.15	1740	77.0	82.0	84.5	0.68	0.78	0.83	9.30
		143/5T	5.96	K	7.6	2.6	2.5	0.1614	18	40	45.2	52.0	1.15	1740	77.0	82.0	84.5	0.68	0.78	0.83	9.30
		56	5.96	K	7.6	2.6	2.5	0.1614	18	40	45.2	52.0	1.15	1740	77.0	82.0	84.5	0.68	0.78	0.83	9.30
3	2.2	56H	4.44	J	8.2	2.2	2.8	0.0945	6	13	42.3	58.0	1.15	3500	76.0	81.0	84.1	0.87	0.92	0.93	12.2
		143/5T	4.44	J	8.2	2.2	2.8	0.0945	6	13	42.3	58.0	1.15	3500	76.0	81.0	84.1	0.87	0.92	0.93	12.2
		56	4.44	J	8.2	2.2	2.8	0.0945	6	13	42.3	58.0	1.15	3500	76.0	81.0	84.1	0.87	0.92	0.93	12.2

W22 - General Purpose - Three Phase - TEFC

Output		Frame	Full Load Torque (ft.lb)	Locked Rotor Current		Locked Rotor Torque Tl/Tn	Break-down Torque Tb/Tn	Inertia J (lb-ft2)	Allowable locked rotor time (s)		Weight (lb)	Sound dB(A)	Service Factor	460 V							
														Rated speed (rpm)	% of full load						Full load current In (A)
															Efficiency			Power Factor			
HP	kW			Code	Il/In				Hot	Cold					50	75	100	50	75	100	
1	0.75	143/5T	1.49	L	8.2	2.8	3.4	0.0332	22	48	36.4	68.0	1.25	3480	75.0	79.0	81.5	0.63	0.74	0.80	1.44
		143/5T	2.94	L	8.4	3.2	3.5	0.1172	18	40	40.8	51.0	1.25	1760	80.0	84.0	85.5	0.55	0.68	0.75	1.47
		143/5T	4.51	K	6.2	2.6	3.0	0.1595	28	62	52.9	49.0	1.25	1150	77.0	82.0	82.5	0.45	0.57	0.66	1.73
		182/4T	5.92	M	6.0	3.0	3.5	0.3991	22	48	94.8	50.0	1.25	875	74.0	77.0	78.5	0.32	0.42	0.52	2.30
1.5	1.1	143/5T	2.23	L	8.9	3.5	3.8	0.0470	21	46	40.8	68.0	1.25	3490	81.5	84.0	84.0	0.70	0.80	0.84	1.96
		143/5T	4.43	L	8.4	2.5	3.4	0.1431	14	31	48.5	51.0	1.25	1755	82.5	85.5	86.5	0.60	0.70	0.79	2.02
		182/4T	6.64	M	7.8	3.2	4.0	0.4879	16	35	70.3	52.0	1.25	1170	84.0	86.5	87.5	0.45	0.54	0.62	2.54
		182/4T	9.04	J	5.5	2.5	2.6	0.5766	17	37	111	50.0	1.25	860	80.0	82.5	82.5	0.43	0.54	0.62	2.70
2	1.5	143/5T	2.98	L	8.9	3.5	3.8	0.0605	17	37	51.8	68.0	1.25	3475	82.5	85.5	85.5	0.71	0.80	0.86	2.56
		143/5T	5.92	K	8.0	2.7	3.2	0.1561	11	24	50.7	51.0	1.25	1750	85.5	86.5	86.5	0.57	0.70	0.79	2.76
		182/4T	8.86	L	7.5	3.0	3.5	0.6210	31	68	87.5	52.0	1.25	1170	86.5	87.5	88.5	0.46	0.58	0.66	3.22
		213/5T	11.8	M	7.6	2.4	2.9	1.79	39	86	149	52.0	1.25	875	82.5	84.0	85.5	0.45	0.55	0.65	3.39
3	2.2	182/4T	4.42	K	8.6	2.5	3.8	0.1889	41	90	88.2	69.0	1.25	3515	82.5	86.5	86.5	0.75	0.84	0.88	3.63
		182/4T	8.83	K	8.1	2.3	3.4	0.3401	23	51	90.4	56.0	1.25	1760	87.5	88.5	89.5	0.61	0.73	0.79	3.91
		213/5T	13.2	K	7.0	2.0	2.8	1.20	58	128	121	55.0	1.25	1175	86.5	88.5	89.5	0.50	0.63	0.70	4.41
		213/5T	17.9	K	6.8	2.3	2.8	2.11	44	97	176	52.0	1.25	870	84.0	85.5	85.5	0.50	0.63	0.71	4.55
5	3.7	182/4T	7.40	J	7.6	2.3	3.5	0.2233	25	55	88.2	69.0	1.25	3500	86.5	88.5	88.5	0.76	0.85	0.89	5.90
		182/4T	14.8	J	7.5	2.3	3.2	0.4003	15	33	94.8	56.0	1.25	1755	88.5	89.5	89.5	0.62	0.74	0.80	6.45
		213/5T	22.1	J	6.8	1.7	2.6	1.47	57	125	162	55.0	1.25	1170	88.5	89.5	89.5	0.58	0.70	0.76	6.83
		254/6T	29.4	H	5.3	1.9	2.5	3.41	44	97	258	54.0	1.25	880	85.5	87.5	87.5	0.49	0.62	0.70	7.58
7.5	5.5	213/5T	11.0	H	7.2	2.1	3.0	0.4665	27	59	139	72.0	1.25	3520	87.5	89.5	89.5	0.75	0.84	0.88	8.76
		213/5T	22.0	H	7.1	2.2	3.1	1.34	20	44	154	58.0	1.25	1765	89.5	91.0	91.7	0.66	0.76	0.82	9.18
		254/6T	33.1	H	6.8	2.5	3.0	3.92	30	66	262	59.0	1.25	1175	89.5	90.2	91.0	0.63	0.74	0.80	9.48
		254/6T	44.2	G	5.3	2.0	2.5	4.43	33	73	284	54.0	1.25	880	85.5	87.5	87.5	0.50	0.63	0.71	11.1
10	7.5	213/5T	14.7	H	7.2	2.2	2.9	0.6362	24	53	163	72.0	1.25	3520	89.5	90.2	90.2	0.79	0.87	0.90	11.6
		213/5T	29.4	H	6.4	2.0	3.0	1.51	17	37	172	58.0	1.25	1765	91.0	91.7	91.7	0.66	0.77	0.83	12.4
		254/6T	44.1	H	6.5	2.3	2.8	4.43	26	57	289	59.0	1.25	1175	90.2	91.0	91.0	0.63	0.74	0.78	13.3
		284/6T	58.9	G	5.6	2.0	2.4	7.20	32	70	373	54.0	1.25	880	89.5	90.2	90.2	0.61	0.72	0.78	13.4
15	11	254/6T	22.0	G	6.7	2.2	2.7	1.26	25	55	236	72.0	1.25	3530	89.5	91.0	91.0	0.77	0.85	0.88	17.2
		254/6T	44.0	G	6.4	2.3	2.7	2.62	17	37	251	64.0	1.25	1765	91.0	91.7	92.4	0.68	0.78	0.83	18.0
		284/6T	66.1	G	6.4	2.3	2.7	7.85	20	44	379	59.0	1.25	1175	91.0	91.7	91.7	0.69	0.80	0.84	17.9
		284/6T	88.3	G	5.5	2.0	2.3	8.18	25	55	417	54.0	1.25	880	85.5	90.0	90.2	0.62	0.72	0.78	19.6
20	15	254/6T	29.4	G	6.1	2.0	2.4	1.54	21	46	269	72.0	1.25	3520	91.0	91.7	91.0	0.82	0.87	0.89	23.2
		254/6T	58.7	H	6.9	2.3	2.7	3.10	15	33	291	64.0	1.25	1765	91.7	92.4	93.0	0.68	0.79	0.84	24.1
		284/6T	88.2	G	6.2	2.3	2.6	9.16	16	35	426	59.0	1.25	1175	91.0	91.7	91.7	0.70	0.80	0.85	24.2
		324T	118	G	5.0	1.9	2.2	9.37	27	59	452	56.0	1.25	880	89.5	91.0	91.0	0.54	0.66	0.73	28.3
		324/6T	118	G	5.0	1.9	2.2	9.37	27	59	452	56.0	1.25	880	89.5	91.0	91.0	0.54	0.66	0.73	28.3
25	18.5	284/6TS	36.6	G	6.3	2.0	2.5	2.69	17	37	362	72.0	1.25	3535	91.0	91.7	91.7	0.82	0.87	0.89	28.5
		284/6T	73.4	G	6.2	2.4	2.7	5.11	24	53	388	64.0	1.25	1765	92.4	93.0	93.6	0.70	0.80	0.84	29.5
		324/6T	110	G	6.2	2.1	2.6	11.5	26	57	560	62.0	1.25	1180	91.7	93.0	93.0	0.65	0.77	0.82	30.4
		324/6T	147	G	5.2	2.0	2.3	11.9	23	51	509	56.0	1.25	880	89.5	91.0	91.0	0.51	0.64	0.71	35.9

continued on next page

Data subject to change without notice.

W22 - General Purpose - Three Phase - TEFC - *continued*

Output		Frame	Full Load Torque (ft.lb)	Locked Rotor Current		Locked Rotor Torque Tl/Tn	Break-down Torque Tb/Tn	Inertia J (lb-ft2)	Allowable locked rotor time (s)		Weight (lb)	Sound dB(A)	Service Factor	460 V							
														Rated speed (rpm)	% of full load						Full load current In (A)
															Efficiency			Power Factor			
HP	kW			Code	Il/In				Hot	Cold					50	75	100	50	75	100	
30	22	284/6TS	44.0	G	6.3	2.0	2.5	3.37	15	33	392	72.0	1.25	3535	91.7	91.7	91.7	0.82	0.87	0.89	33.8
		284/6T	88.1	G	6.1	2.4	2.4	5.85	20	44	437	64.0	1.25	1765	93.0	93.0	93.6	0.70	0.80	0.84	35.1
		324/6T	132	G	6.2	2.3	2.6	13.2	21	46	628	62.0	1.25	1180	91.7	93.0	93.0	0.65	0.76	0.82	36.2
		364/5T	177	G	6.2	1.7	2.4	23.5	20	44	803	60.0	1.25	880	92.4	92.4	92.4	0.63	0.74	0.80	37.0
40	30	324/6TS	58.3	G	6.3	2.3	2.4	4.90	22	48	547	78.0	1.25	3555	91.7	92.4	92.4	0.82	0.87	0.89	45.8
		324/6T	117	G	6.1	2.2	2.4	9.16	20	44	492	66.0	1.25	1775	93.6	94.1	94.1	0.72	0.80	0.85	47.1
		364/5T	175	G	6.4	2.0	2.4	29.0	21	46	833	66.0	1.25	1185	93.6	93.6	94.1	0.73	0.82	0.86	46.5
		364/5T	235	H	6.7	1.7	2.3	29.0	18	40	875	60.0	1.25	880	92.4	93.0	92.4	0.66	0.76	0.81	50.3
50	37	324/6TS	73.0	F	6.2	2.2	2.3	5.75	23	51	584	78.0	1.25	3550	93.0	93.0	93.0	0.83	0.87	0.89	56.1
		324/6T	146	G	6.2	2.3	2.7	9.16	15	33	536	66.0	1.25	1775	93.0	94.1	94.5	0.66	0.77	0.83	59.2
		364/5T	220	G	6.4	2.0	2.4	32.4	18	40	869	66.0	1.25	1180	93.6	94.1	94.1	0.74	0.83	0.86	57.4
		404/5T	294	H	6.8	1.7	2.6	34.6	15	33	1012	60.0	1.25	880	93.0	93.0	93.0	0.68	0.78	0.83	60.0
60	45	364/5TS	87.3	G	6.6	2.0	2.6	10.6	14	31	825	79.0	1.25	3560	91.7	93.0	93.6	0.81	0.88	0.90	67.0
		364/5T	175	G	6.6	2.4	2.6	22.4	15	33	869	67.0	1.25	1775	94.1	94.5	95.0	0.75	0.83	0.87	68.3
		404/5T	262	H	7.1	2.0	2.3	36.9	20	44	1036	68.0	1.25	1185	94.1	94.5	94.5	0.74	0.82	0.86	69.5
		404/5T	353	H	6.5	1.8	2.7	40.2	13	29	1111	60.0	1.25	880	93.0	93.0	93.0	0.68	0.78	0.83	73.0
75	55	364/5TS	109	G	6.7	2.0	2.6	11.9	10	22	847	79.0	1.25	3555	92.4	93.6	93.6	0.83	0.88	0.90	81.9
		364/5T	219	G	6.4	2.4	2.6	23.3	14	31	919	67.0	1.25	1775	94.5	95.0	95.4	0.73	0.82	0.86	84.1
		404/5T	329	G	6.4	2.0	2.3	40.2	17	37	1089	68.0	1.25	1180	94.1	94.5	94.5	0.74	0.83	0.86	84.9
		444/5T	437	G	6.0	1.8	2.1	73.6	18	40	1444	63.0	1.25	890	93.0	93.6	93.6	0.64	0.74	0.79	93.0
100	75	404/5TS	146	G	6.5	2.0	2.4	13.2	14	31	1045	79.0	1.25	3545	93.0	94.1	94.1	0.85	0.90	0.91	110
		404/5T	292	H	7.3	2.4	2.6	29.9	13	29	1140	68.0	1.25	1775	95.0	95.0	95.4	0.77	0.84	0.88	111
		444/5T	437	G	6.2	2.2	2.6	87.3	20	44	1577	69.0	1.25	1185	94.5	95.0	95.0	0.68	0.78	0.82	121
		444/5T	582	G	6.0	1.9	2.2	87.3	15	33	1599	63.0	1.25	890	93.6	94.1	94.1	0.63	0.74	0.79	127
125	90	444/5TS	181	G	6.6	2.0	2.5	33.5	29	64	1599	81.0	1.15	3570	93.6	94.5	95.0	0.82	0.87	0.89	134
		444/5T	364	G	6.5	2.0	2.3	57.2	27	59	1590	73.0	1.15	1780	95.0	95.4	95.4	0.74	0.82	0.85	139
		444/5T	547	G	6.4	2.1	2.4	104	19	42	1751	69.0	1.15	1185	95.0	95.4	95.0	0.70	0.79	0.83	143
		445/7T	728	G	6.0	1.8	2.1	104	17	37	1887	63.0	1.15	890	94.5	94.5	94.5	0.64	0.74	0.79	151
150	110	444/5TS	218	G	6.5	1.8	2.4	39.1	22	48	1709	81.0	1.15	3570	94.1	95.0	95.0	0.83	0.88	0.89	163
		444/5T	437	G	6.6	2.0	2.5	66.7	27	59	1676	73.0	1.15	1780	95.4	95.8	95.8	0.74	0.82	0.85	170
		445/7T	656	G	6.2	2.4	2.6	134	20	44	2042	69.0	1.15	1185	95.0	95.4	95.8	0.67	0.78	0.82	176
		445/7T	873	G	6.0	1.9	2.1	125	15	33	2042	63.0	1.15	890	94.5	94.5	94.5	0.64	0.74	0.79	185
200	150	445/7TS	290	G	6.5	2.1	2.3	44.7	14	31	1914	81.0	1.15	3570	95.0	95.4	95.4	0.86	0.89	0.90	219
		445/7T	580	G	6.8	2.3	2.5	76.2	16	35	2095	73.0	1.15	1785	95.8	96.2	96.2	0.73	0.82	0.85	230
		447/9T	871	G	6.6	2.3	2.4	145	15	33	2247	70.0	1.15	1190	95.0	95.4	95.8	0.68	0.79	0.83	237
		586/7T	1158	G	6.3	1.4	2.1	350	40	88	3334	75.0	1.15	895	95.0	95.4	95.4	0.65	0.75	0.80	247
250	185	447/9TS	363	F	6.5	2.0	2.2	50.3	18	40	2159	81.0	1.15	3565	95.4	95.8	95.8	0.87	0.90	0.91	266
		447/9T	728	G	6.5	2.3	2.4	89.6	15	33	2079	75.0	1.15	1780	95.8	96.2	96.2	0.75	0.83	0.86	281
		447/9T	1093	G	6.1	2.4	2.4	145	12	26	2538	70.0	1.15	1185	95.0	95.4	95.8	0.68	0.79	0.83	292
		586/7T	1447	G	6.2	1.4	2.1	395	40	88	3649	75.0	1.15	895	95.4	95.8	95.8	0.66	0.76	0.81	299

continued on next page

W22 - General Purpose - Three Phase - TEFC - *continued*

Output		Frame	Full Load Torque (ft.lb)	Locked Rotor Current		Locked Rotor Torque Tl/Tn	Break-down Torque Tb/Tn	Inertia J (lb-ft2)	Allowable locked rotor time (s)		Weight (lb)	Sound dB(A)	Service Factor	460 V							
														Rated speed (rpm)	% of full load						Full load current In (A)
															Efficiency			Power Factor			
HP	kW			Code	Il/In				Hot	Cold					50	75	100	50	75	100	
300	220	447/9TS	435	G	6.8	2.1	2.4	58.1	14	31	2545	81.0	1.15	3570	95.4	95.8	95.8	0.86	0.89	0.90	320
		447/9T	873	G	6.5	2.3	2.3	89.6	16	35	2381	75.0	1.15	1780	95.8	96.2	96.2	0.77	0.84	0.87	330
		447/9T	1306	J	7.7	2.7	3.0	145	10	22	2613	70.0	1.15	1190	95.4	95.8	95.8	0.63	0.75	0.81	356
		586/7T	1737	H	6.7	1.5	2.2	451	40	88	4035	75.0	1.15	895	95.4	95.8	95.8	0.66	0.77	0.81	356
350	260	586/7TS	507	G	6.6	1.6	2.3	136	28	62	3621	84.0	1.15	3580	95.4	96.2	96.2	0.86	0.90	0.91	373
		447/9T	1019	G	6.4	2.5	2.4	118	14	31	2675	75.0	1.15	1780	95.8	96.2	96.2	0.77	0.84	0.86	394
		586/7T	1524	G	6.0	2.0	2.1	328	29	64	3784	77.0	1.15	1190	95.4	95.8	95.8	0.67	0.77	0.81	421
		586/7T	2026	G	6.4	1.6	2.3	484	34	75	4309	75.0	1.00	895	95.4	95.8	95.8	0.64	0.75	0.80	426
400	300	586/7TS	579	G	6.8	1.8	2.2	122	48	106	3749	84.0	1.15	3580	95.8	96.2	96.2	0.88	0.90	0.91	430
		586/7T	1158	G	6.3	2.0	2.2	179	19	42	3455	78.0	1.15	1790	95.8	96.2	96.2	0.78	0.85	0.86	455
		586/7T	1741	G	6.0	2.2	2.1	368	29	64	4115	77.0	1.15	1190	95.4	95.8	96.2	0.67	0.77	0.81	483
		588/9T	2315	H	6.7	1.5	2.4	537	25	55	4851	75.0	1.00	895	95.0	95.6	95.7	0.62	0.73	0.79	498
450	330	586/7TS	651	F	6.6	2.0	2.3	132	34	75	3918	84.0	1.15	3580	95.8	96.2	96.2	0.88	0.90	0.91	473
		586/7T	1302	G	6.4	2.2	2.1	213	16	35	3640	78.0	1.15	1790	95.8	96.2	96.2	0.78	0.83	0.85	507
		586/7T	1959	G	6.1	2.1	2.1	368	25	55	4384	77.0	1.00	1190	95.8	96.2	96.2	0.67	0.77	0.81	532
		588/9T	2605	G	6.6	1.6	2.3	617	27	59	5281	75.0	1.00	895	95.2	95.7	95.8	0.65	0.75	0.81	534
500	370	586/7TS	724	G	6.8	2.2	2.4	143	39	86	4086	84.0	1.15	3580	95.8	96.2	96.2	0.88	0.90	0.91	530
		586/7T	1447	G	6.5	2.2	2.3	256	16	35	3912	78.0	1.00	1790	95.8	96.2	96.2	0.80	0.85	0.87	555
		586/7T	2177	G	6.0	2.2	2.1	368	25	55	4403	77.0	1.00	1190	95.8	96.2	96.2	0.66	0.76	0.80	603
550	400	588/9TS	795	G	7.4	2.3	2.7	155	33	73	4410	89.0	1.00	3585	96.0	96.5	96.5	0.84	0.89	0.90	578
		586/7T	1592	G	7.1	2.2	2.5	236	16	35	4335	78.0	1.00	1790	96.2	96.4	96.5	0.74	0.82	0.86	605
		588/9T	2395	G	6.5	2.2	2.3	389	30	66	4734	77.0	1.00	1190	95.2	96.0	96.1	0.63	0.74	0.79	661
600	440	588/9TS	867	H	7.4	2.3	2.7	155	33	73	4410	89.0	1.00	3585	96.0	96.5	96.5	0.84	0.89	0.90	650
		586/7T	1737	G	7.1	2.3	2.5	236	16	35	4335	78.0	1.00	1790	96.2	96.4	96.5	0.74	0.82	0.86	665
		588/9T	2612	H	6.5	2.2	2.3	449	31	68	5173	77.0	1.00	1190	95.4	96.1	96.2	0.63	0.74	0.79	743
650	480	588/9TS	939	G	7.1	2.0	2.4	176	56	123	4635	89.0	1.00	3585	96.1	96.6	96.6	0.86	0.90	0.91	685
		588/9T	1881	H	7.4	2.5	2.7	301	22	48	4395	81.0	1.00	1790	96.0	96.5	96.6	0.71	0.81	0.85	734
700	515.2	588/9TS	1012	G	7.2	2.3	2.5	183	34	75	4805	89.0	1.00	3585	96.2	96.6	96.6	0.86	0.90	0.91	736
		588/9T	2026	G	6.5	2.5	2.2	335	23	51	4584	81.0	1.00	1790	96.2	96.5	96.6	0.76	0.81	0.85	788
750	550	588/9T	2171	G	7.0	2.4	2.5	347	29	64	4952	81.0	1.00	1790	96.3	96.6	96.7	0.70	0.80	0.85	840

Data subject to change without notice.

Rolled Steel - General Purpose - Three Phase - TEFC

Output		Frame	Full Load Torque (ft.lb)	Locked Rotor Current		Locked Rotor Torque Tl/Tn	Break-down Torque Tb/Tn	Inertia J (lb-ft2)	Allowable locked rotor time (s)		Weight (lb)	Sound dB(A)	Service Factor	460 V							
														Rated speed (rpm)	% of full load						Full load current In (A)
															Efficiency			Power Factor			
HP	kW			Code	Il/In				Hot	Cold					50	75	100	50	75	100	
1	0.75	143/5T	1.48	K	7.8	2.0	3.0	0.0643	22	48	26.2	68.0	1.15	3510	72.0	77.0	78.5	0.65	0.76	0.83	1.44
		143/5T	2.94	M	8.6	2.8	3.0	0.1232	19	42	37.9	52.0	1.15	1765	82.5	84.0	85.5	0.52	0.66	0.75	1.47
		143/5T	4.52	J	5.8	2.3	2.8	0.1597	31	68	38.6	49.0	1.15	1145	80.0	82.5	82.5	0.50	0.63	0.72	1.58
1.5	1.1	143/5T	2.21	L	9.1	2.3	3.0	0.1023	17	37	34.2	68.0	1.15	3520	80.0	82.5	84.0	0.71	0.82	0.88	1.87
		143/5T	4.44	K	8.2	2.7	3.0	0.1101	21	46	37.9	52.0	1.15	1750	85.5	86.5	86.5	0.59	0.72	0.79	2.02
		182/4T	6.64	K	6.9	2.4	3.4	0.2800	55	121	65.9	52.0	1.15	1170	84.0	86.5	87.5	0.50	0.63	0.71	2.22
2	1.5	143/5T	2.94	L	9.9	2.5	3.0	0.1279	13	29	40.1	68.0	1.15	3520	82.5	85.5	85.5	0.73	0.83	0.89	2.47
		143/5T	5.94	K	8.2	2.7	3.0	0.1296	15	33	42.3	52.0	1.15	1745	85.5	87.5	86.5	0.60	0.73	0.80	2.72
		182/4T	8.86	K	7.5	2.6	3.7	0.3424	44	97	76.1	52.0	1.15	1170	84.0	86.5	88.5	0.50	0.62	0.71	3.00
3	2.2	182/4T	4.42	K	8.8	2.2	3.0	0.1564	22	48	63.5	68.0	1.15	3515	84.0	86.5	86.5	0.71	0.82	0.87	3.67
		182/4T	8.81	K	8.8	2.2	3.0	0.4017	18	40	80.3	56.0	1.15	1765	87.5	88.5	89.5	0.61	0.74	0.81	3.81
		213/5T	13.2	H	6.4	2.3	2.9	1.08	46	101	130	55.0	1.15	1175	85.5	88.5	89.5	0.55	0.67	0.74	4.17
5	3.7	182/4T	7.40	J	7.8	2.2	3.0	0.2079	17	37	78.5	68.0	1.15	3500	87.5	88.5	88.5	0.76	0.85	0.89	5.90
		182/4T	14.8	J	7.0	2.2	3.0	0.3080	16	35	71.4	56.0	1.15	1750	88.5	89.5	89.5	0.60	0.73	0.80	6.49
		213/5T	22.0	H	6.0	2.2	2.5	1.26	30	66	144	55.0	1.15	1175	87.5	88.5	89.5	0.59	0.71	0.77	6.74
7.5	5.5	213/5T	11.0	H	7.6	2.6	3.0	0.5496	15	33	133	70.0	1.15	3530	87.5	88.5	89.5	0.76	0.85	0.89	8.67
		213/5T	22.0	H	7.3	2.6	3.0	0.9380	22	48	120	60.0	1.15	1770	90.2	91.0	91.7	0.64	0.76	0.82	9.07
		254/6T	33.1	G	5.4	2.0	2.3	2.34	42	92	204	59.0	1.15	1175	89.5	89.5	91.0	0.58	0.70	0.76	9.98
10	7.5	213/5T	14.7	H	7.5	2.6	3.0	0.7188	12	26	161	70.0	1.15	3530	89.5	90.2	90.2	0.80	0.88	0.91	11.5
		213/5T	29.4	H	7.0	2.5	3.0	1.07	15	33	130	60.0	1.15	1760	91.0	91.0	91.7	0.67	0.78	0.84	12.2
		254/6T	44.1	G	5.4	2.1	2.3	2.83	30	66	234	59.0	1.15	1175	90.2	91.0	91.0	0.57	0.69	0.75	13.8
15	11	254/6T	22.0	G	6.8	2.0	3.0	0.8718	14	31	175	75.0	1.15	3525	89.5	91.0	91.0	0.73	0.83	0.87	17.4
		254/6T	43.9	G	6.5	2.5	3.0	2.15	19	42	197	68.0	1.15	1770	91.0	92.4	92.4	0.64	0.76	0.82	18.2
20	15	254/6T	29.5	G	6.6	2.0	2.9	1.22	12	26	211	75.0	1.15	3515	90.0	91.0	91.0	0.81	0.88	0.91	22.7
		254/6T	58.7	H	6.7	2.7	3.0	2.64	16	35	227	68.0	1.15	1765	91.7	92.4	93.0	0.66	0.77	0.82	24.7
25	18.5	254/6T	36.7	J	8.3	2.4	3.4	1.31	8	18	221	75.0	1.15	3530	91.0	91.7	91.7	0.77	0.85	0.89	28.5

ODP Rolled Steel up to 254/6T Frame - - Cast Iron - 254 and Larger - Three Phase - General Purpose

Output		Frame	Full Load Torque (ft.lb)	Locked Rotor Current		Locked Rotor Torque Tl/Tn	Break-down Torque Tb/Tn	Inertia J (lb-ft2)	Allowable locked rotor time (s)		Weight (lb)	Sound dB(A)	Service Factor	460 V							
														Rated speed (rpm)	% of full load						Full load current In (A)
															Efficiency			Power Factor			
HP	kW			Code	Il/In				Hot	Cold					50	75	100	50	75	100	
1	0.75	143/5T	1.48	L	8.3	2.1	3.3	0.0643	22	48	25.4	62.0	1.15	3510	74.0	78.5	80.0	0.66	0.78	0.85	1.38
		143/5T	2.94	L	8.0	2.9	3.6	0.1101	22	48	34.4	52.0	1.15	1760	81.5	84.0	85.5	0.51	0.65	0.73	1.51
		143/5T	4.51	K	6.1	2.5	3.0	0.1419	24	53	35.3	49.0	1.15	1150	78.5	81.5	82.5	0.47	0.60	0.69	1.65
1.5	1.1	143/5T	2.21	K	8.6	2.1	3.3	0.0835	19	42	29.3	62.0	1.15	3510	81.5	84.0	84.0	0.73	0.83	0.89	1.85
		143/5T	4.42	L	8.7	2.8	3.3	0.1426	15	33	41.9	52.0	1.15	1760	84.0	86.5	86.5	0.56	0.69	0.77	2.07
		182/4T	6.67	J	6.5	2.0	3.1	0.2178	46	101	56.0	52.0	1.15	1165	84.0	85.5	86.5	0.51	0.63	0.71	2.25
2	1.5	143/5T	2.95	K	8.9	2.2	3.3	0.1151	14	31	36.8	62.0	1.15	3510	84.0	85.5	85.5	0.77	0.86	0.91	2.42
		143/5T	5.96	K	7.7	2.6	3.2	0.1168	17	37	39.0	52.0	1.15	1740	85.5	86.5	86.5	0.61	0.74	0.81	2.69
		182/4T	8.89	J	6.6	2.0	3.0	0.2800	33	73	66.1	52.0	1.15	1165	85.5	86.5	87.5	0.53	0.66	0.73	2.95
3	2.2	143/5T	4.47	J	8.0	2.3	3.0	0.1279	9	20	39.9	62.0	1.15	3480	84.0	85.5	85.5	0.76	0.86	0.90	3.59
		182/4T	8.81	K	8.4	2.2	3.3	0.3092	15	33	65.9	55.0	1.15	1765	87.5	88.5	89.5	0.60	0.73	0.80	3.86
		213/5T	13.2	H	5.9	2.1	2.6	0.8104	39	86	98.3	55.0	1.15	1175	86.5	87.5	88.5	0.56	0.68	0.75	4.16
5	3.7	182/4T	7.38	J	7.6	1.9	3.0	0.1386	12	26	58.7	65.0	1.15	3510	85.5	86.5	86.5	0.73	0.83	0.88	6.10
		182/4T	14.7	J	7.2	2.0	3.1	0.4003	12	26	79.8	55.0	1.15	1760	88.5	88.5	89.5	0.63	0.76	0.82	6.33
		213/5T	22.0	H	5.9	2.2	2.5	1.08	29	64	118	55.0	1.15	1175	88.5	89.5	89.5	0.58	0.70	0.77	6.74
7.5	5.5	182/4T	11.1	H	7.4	1.8	2.9	0.1818	10	22	69.9	65.0	1.15	3500	88.5	88.5	88.5	0.76	0.85	0.90	8.67
		213/5T	22.0	H	7.2	2.4	3.2	1.03	13	29	116	59.0	1.15	1770	89.5	90.2	91.0	0.65	0.77	0.82	9.25
		254/6T	33.1	F	5.1	2.0	2.3	2.00	37	81	187	59.0	1.15	1175	88.5	90.2	90.2	0.56	0.68	0.75	10.2
		254T	33.1	J	6.9	2.4	3.0	2.73	12	26	232	56.0	1.15	1175	87.5	89.5	90.2	0.59	0.72	0.79	9.69
10	7.5	213/5T	14.7	H	6.8	2.0	2.8	0.4651	11	24	117	66.0	1.15	3535	88.5	89.5	89.5	0.74	0.84	0.88	12.0
		213T	14.7	H	7.2	2.2	2.8	0.4881	15	33	121	68.0	1.15	3520	89.5	90.2	90.2	0.73	0.83	0.88	11.9
		213/5T	29.3	H	7.0	2.5	3.5	1.30	14	31	137	59.0	1.15	1770	90.2	91.0	91.7	0.64	0.77	0.83	12.4
		254/6T	43.9	G	5.3	2.1	2.3	2.50	34	75	209	59.0	1.15	1180	91.0	91.7	91.7	0.56	0.68	0.74	13.9
		256T	44.1	H	6.6	2.3	2.8	3.41	12	26	251	57.0	1.15	1175	90.2	91.0	91.7	0.62	0.74	0.80	12.8
15	11	213/5T	22.0	G	6.8	2.1	2.8	0.5512	8	18	131	66.0	1.15	3535	90.2	90.2	90.2	0.77	0.86	0.89	17.2
		254/6T	43.8	H	6.7	2.4	3.0	1.82	17	37	175	64.0	1.15	1775	91.7	92.4	93.0	0.62	0.73	0.80	18.6
		254T	43.8	H	6.7	2.9	3.0	2.08	14	31	254	59.0	1.15	1775	91.7	92.4	93.0	0.60	0.72	0.80	18.6
		284T	65.9	G	6.6	2.6	2.8	5.56	12	26	364	58.0	1.15	1180	89.5	91.0	91.7	0.72	0.81	0.85	17.7
20	15	254/6T	29.4	G	6.0	1.8	2.4	0.7848	13	29	151	70.0	1.15	3525	90.2	91.0	91.0	0.76	0.83	0.87	23.8
		254T	29.4	G	6.0	1.9	2.5	0.7328	12	26	194	66.0	1.15	3520	89.5	90.2	91.0	0.71	0.80	0.84	24.6
		254/6T	58.5	G	6.3	2.4	2.9	2.23	15	33	198	64.0	1.15	1770	92.4	92.4	93.0	0.63	0.74	0.81	25.0
		256T	58.5	G	6.3	2.6	2.8	2.62	12	26	295	60.0	1.15	1770	91.7	93.0	93.0	0.63	0.72	0.82	24.7
		286T	88.2	G	6.3	2.2	2.4	7.20	18	40	397	58.0	1.15	1175	91.7	92.4	92.4	0.74	0.83	0.85	24.0
25	18.5	254/6T	36.7	G	6.3	1.8	2.9	0.9155	9	20	174	70.0	1.15	3530	91.0	91.7	91.7	0.73	0.83	0.87	29.1
		256T	36.7	G	6.5	2.0	2.6	1.08	9	20	243	67.0	1.15	3530	91.0	91.7	91.7	0.73	0.82	0.85	29.8
		284T	73.2	H	6.7	2.5	2.8	3.41	15	33	362	62.0	1.15	1770	92.4	93.0	93.6	0.67	0.78	0.83	29.9
		284TS	73.2	H	6.7	2.5	2.8	3.41	15	33	342	62.0	1.15	1770	92.4	93.0	93.6	0.67	0.78	0.83	29.9
		324T	110	G	6.0	2.0	2.4	8.51	18	40	463	60.0	1.15	1180	91.7	92.4	93.0	0.67	0.77	0.82	30.4

continued on next page

Data subject to change without notice.

ODP Rolled Steel up to 254/6T Frame - - Cast Iron - 254 and Larger - Three Phase - General Purpose - *continued*

Output		Frame	Full Load Torque (ft.lb)	Locked Rotor Current		Locked Rotor Torque Tl/Tn	Break-down Torque Tb/Tn	Inertia J (lb-ft2)	Allowable locked rotor time (s)		Weight (lb)	Sound dB(A)	Service Factor	460 V							
														Rated speed (rpm)	% of full load						Full load current In (A)
															Efficiency			Power Factor			
HP	kW			Code	Il/In				Hot	Cold					50	75	100	50	75	100	
30	22	284TS	43.9	G	6.4	2.2	2.8	1.89	10	22	333	72.0	1.15	3540	92.4	93.0	92.4	0.77	0.84	0.86	34.7
		286T	87.8	G	6.7	2.6	2.8	4.90	14	31	419	63.0	1.15	1770	93.6	94.1	94.1	0.70	0.80	0.83	35.4
		286TS	87.8	G	6.7	2.6	2.8	4.90	14	31	419	63.0	1.15	1770	93.6	94.1	94.1	0.70	0.80	0.83	35.4
		326T	132	G	6.2	2.2	2.7	9.79	17	37	573	60.0	1.15	1180	91.7	93.0	93.6	0.65	0.77	0.82	36.0
40	30	286TS	58.6	G	6.4	2.0	2.6	2.36	10	22	373	73.0	1.15	3535	91.7	93.0	93.0	0.74	0.83	0.86	47.1
		324T	117	G	6.2	2.2	2.3	6.05	28	62	545	64.0	1.15	1775	93.6	94.1	94.1	0.68	0.78	0.83	48.2
		324TS	117	G	6.2	2.2	2.3	6.05	28	62	507	64.0	1.15	1775	93.6	94.1	94.1	0.68	0.78	0.83	48.2
		364/5T	175	G	6.7	2.1	2.6	23.5	24	53	739	67.0	1.15	1185	93.6	94.1	94.1	0.71	0.80	0.85	47.1
50	37	324TS	72.9	G	6.4	2.2	2.6	3.83	28	62	496	74.0	1.15	3555	92.4	93.6	93.6	0.74	0.82	0.84	59.1
		326T	146	G	6.3	2.4	2.5	7.04	12	26	565	65.0	1.15	1775	94.1	94.5	94.5	0.70	0.79	0.82	59.9
		326TS	146	G	6.3	2.4	2.5	7.04	12	26	573	65.0	1.15	1775	94.1	94.5	94.5	0.70	0.79	0.82	59.9
		364/5T	219	G	6.5	2.0	2.5	25.7	18	40	862	68.0	1.15	1185	93.6	94.1	94.1	0.72	0.81	0.84	58.8
60	45	326TS	87.4	G	6.2	2.0	2.6	4.36	24	53	529	75.0	1.15	3555	93.0	93.6	93.6	0.77	0.84	0.85	71.0
		364T	175	G	6.7	2.5	3.0	15.6	15	33	643	68.0	1.15	1780	94.5	94.5	95.0	0.74	0.83	0.85	69.9
		364TS	175	G	6.7	2.5	3.0	15.6	15	33	825	68.0	1.15	1780	94.5	94.5	95.0	0.74	0.83	0.85	69.9
		364/5T	175	G	6.7	2.5	3.0	15.6	15	33	643	68.0	1.15	1780	94.5	94.5	95.0	0.74	0.83	0.85	69.9
		404/5T	262	G	6.5	2.1	2.5	30.2	16	35	915	69.0	1.15	1185	94.1	94.5	94.5	0.73	0.82	0.85	70.3
75	55	364TS	109	G	6.4	1.8	2.8	6.81	14	31	754	80.0	1.15	3560	93.6	94.1	94.1	0.78	0.85	0.88	83.4
		365T	218	G	6.7	2.1	2.6	19.5	14	31	649	68.0	1.15	1780	94.5	95.0	95.0	0.76	0.84	0.87	83.5
		365TS	218	G	6.7	2.1	2.6	19.5	14	31	871	68.0	1.15	1780	94.5	95.0	95.0	0.76	0.84	0.87	83.5
		404/5T	329	G	6.8	2.4	2.7	27.9	14	31	1080	69.0	1.15	1180	94.1	94.5	94.5	0.72	0.81	0.85	85.9
100	75	365TS	146	G	6.7	1.9	2.5	8.30	12	26	825	83.0	1.15	3560	94.1	94.5	94.5	0.84	0.89	0.89	112
		404T	291	G	6.7	2.3	2.7	22.8	10	22	1003	69.0	1.15	1780	95.0	95.4	95.4	0.77	0.84	0.87	113
		404TS	291	G	6.7	2.3	2.7	22.8	10	22	1052	69.0	1.15	1780	95.0	95.4	95.4	0.77	0.84	0.87	113
		444/5T	435	G	5.7	2.1	2.4	43.8	18	40	1486	77.0	1.15	1190	94.5	95.0	95.0	0.62	0.74	0.79	125
125	90	404TS	182	F	6.5	1.8	2.8	10.2	11	24	986	84.0	1.15	3560	94.1	94.5	94.5	0.83	0.88	0.90	133
		405T	364	G	7.0	2.4	2.5	26.6	10	22	1087	69.0	1.15	1780	95.0	95.4	95.4	0.76	0.85	0.87	136
		405TS	364	G	7.0	2.4	2.5	26.6	10	22	1144	69.0	1.15	1780	95.0	95.4	95.4	0.76	0.85	0.87	136
		444/5T	547	H	6.7	2.4	2.4	70.9	20	44	1740	78.0	1.15	1185	94.5	95.0	95.0	0.60	0.72	0.78	158
150	110	405TS	219	G	6.6	1.9	2.5	11.9	10	22	1246	84.0	1.15	3555	94.5	94.5	94.5	0.86	0.89	0.90	162
		444T	435	G	6.6	2.0	2.4	49.5	19	42	1484	78.0	1.15	1785	95.4	95.8	95.8	0.77	0.84	0.87	166
		444TS	435	G	6.6	2.0	2.4	49.5	19	42	1433	78.0	1.15	1785	95.4	95.8	95.8	0.77	0.84	0.87	166
		444/5T	656	H	6.6	2.2	2.4	57.2	18	40	2007	79.0	1.15	1185	94.5	95.0	95.4	0.62	0.73	0.79	183
200	150	444TS	290	G	6.5	1.9	2.5	25.7	20	44	1537	88.0	1.15	3575	93.6	94.5	95.0	0.81	0.87	0.89	223
		445T	582	F	6.1	2.0	2.3	49.5	16	35	1740	78.0	1.15	1780	95.4	95.8	95.8	0.76	0.83	0.86	229
		445TS	582	F	6.1	2.0	2.3	49.5	16	35	1740	78.0	1.15	1780	95.4	95.8	95.8	0.76	0.83	0.86	229
		447/9T	874	F	5.8	2.0	2.2	98.2	18	40	2260	79.0	1.15	1185	95.0	95.4	95.4	0.69	0.78	0.82	241

continued on next page

ODP Rolled Steel up to 254/6T Frame - Three Phase - General Purpose - *continued*

Output		Frame	Full Load Torque (ft.lb)	Locked Rotor Current		Locked Rotor Torque Tl/Tn	Break-down Torque Tb/Tn	Inertia J (lb-ft2)	Allowable locked rotor time (s)		Weight (lb)	Sound dB(A)	Service Factor	460 V							
														Rated speed (rpm)	% of full load						Full load current In (A)
															Efficiency			Power Factor			
HP	kW			Code	Il/In				Hot	Cold					50	75	100	50	75	100	
250	185	445TS	363	F	6.0	1.9	2.5	30.2	18	40	1643	88.0	1.15	3564	94.1	95.0	95.0	0.84	0.88	0.90	272
		445T	728	G	7.0	2.1	2.5	57.2	14	31	2029	78.0	1.15	1780	95.4	95.8	95.8	0.81	0.86	0.88	275
		445TS	728	G	7.0	2.1	2.5	57.2	14	31	2029	78.0	1.15	1780	95.4	95.8	95.8	0.81	0.86	0.88	275
		447/9T	1093	G	6.5	2.2	2.4	115	18	40	2481	79.0	1.15	1185	95.4	95.8	95.4	0.67	0.77	0.81	300
300	220	445TS	436	F	6.3	2.0	2.6	33.5	16	35	2007	89.0	1.15	3565	94.5	95.4	95.4	0.84	0.89	0.90	322
		447/9T	873	G	7.1	2.2	2.3	56.1	10	22	2150	77.0	1.15	1780	95.8	95.8	95.8	0.81	0.87	0.89	324
		447/9T*	1306	H	6.7	2.4	2.8	131	18	40	2701	79.0	1.15	1190	95.4	95.8	95.4	0.62	0.73	0.79	366
350	260	447/9TS	509	G	6.5	1.7	2.5	35.7	14	31	1874	87.0	1.15	3565	95.0	95.4	95.4	0.83	0.88	0.89	384
		447/9T	1019	G	6.6	2.0	2.3	66.1	10	22	2370	77.0	1.15	1780	95.8	95.8	95.8	0.76	0.83	0.86	396
		5010/11	1524	G	6.2	2.0	2.1	217	15	33	3308	78.0	1.15	1190	95.4	95.8	95.8	0.71	0.80	0.84	406
400	300	447/9TS	581	G	6.5	1.7	2.5	39.1	14	31	2040	87.0	1.15	3565	95.4	95.8	95.8	0.83	0.88	0.89	442
		447/9T	1164	G	6.8	2.3	2.3	77.6	9	20	2591	77.0	1.15	1780	95.8	95.8	95.8	0.78	0.85	0.87	452
		5010/11	1741	G	6.3	2.1	2.1	265	15	33	3749	78.0	1.15	1190	95.4	95.8	95.8	0.71	0.80	0.84	468
450	330	447/9TS	654	G	6.8	1.8	2.5	43.6	14	31	2128	87.0	1.15	3565	95.8	96.2	96.2	0.84	0.89	0.90	478
		5010/11	1305	G	6.8	2.2	2.2	118	18	40	3087	80.0	1.15	1787	95.4	95.8	96.2	0.73	0.82	0.85	507
		5010/11*	1959	G	6.5	2.3	2.3	265	15	33	3749	78.0	1.00	1190	95.4	95.8	95.8	0.68	0.78	0.82	527
500	370	447/9TS	726	G	7.1	1.9	2.5	46.9	14	31	2194	87.0	1.15	3570	95.8	96.2	96.2	0.84	0.89	0.90	536
		5010/11	1450	H	7.0	2.3	2.3	131	17	37	3308	80.0	1.15	1787	95.4	95.8	96.2	0.73	0.82	0.85	568
550	400	447/9TS	799	G	7.2	2.0	2.5	50.3	14	31	2326	87.0	1.15	3565	95.8	96.2	96.2	0.84	0.89	0.90	580
		5010/11	1595	G	6.8	2.2	2.2	144	16	35	3528	80.0	1.15	1787	95.6	96.2	96.2	0.76	0.84	0.87	600
600	440	447/9TS	871	H	7.9	2.0	2.7	53.6	14	31	2414	87.0	1.15	3570	95.8	96.2	96.2	0.83	0.89	0.90	638
		5010/11*	1740	G	6.8	2.2	2.2	157	12	26	3749	80.0	1.00	1787	95.8	96.2	96.2	0.76	0.84	0.87	660
650	480	5010/11	943	G	6.5	1.8	2.3	73.3	12	26	2977	89.0	1.15	3570	95.0	95.4	95.8	0.78	0.85	0.88	715
		L5010/11	1887	F	6.0	1.5	2.2	219	25	55	5292	80.0	1.15	1785	95.4	96.2	96.2	0.76	0.83	0.85	737
700	515	5010/11	1016	G	6.8	2.0	2.4	78.5	16	35	3418	89.0	1.15	3570	95.4	95.8	95.8	0.79	0.86	0.88	767
		L5010/11	2032	H	7.0	1.8	2.3	106	15	33	5954	80.0	1.15	1785	95.4	96.2	96.2	0.70	0.80	0.84	800
750	560	5010/11	1085	H	7.5	2.1	2.6	89.0	12	26	3308	89.0	1.15	3580	95.4	96.0	96.0	0.76	0.83	0.87	827
		L5010/11	2177	G	6.5	1.7	2.3	248	25	55	5954	80.0	1.15	1785	95.4	96.2	96.2	0.73	0.81	0.84	870
800	590	5010/11	1159	H	7.4	2.0	2.5	89.0	12	26	3528	89.0	1.15	3575	95.8	96.2	96.2	0.78	0.85	0.87	885
		L5010/11	2322	F	6.2	1.6	2.2	248	25	55	5954	80.0	1.00	1785	95.4	96.2	96.2	0.74	0.82	0.85	906
850	630	5010/11*	1232	H	7.4	2.0	2.5	95.7	10	22	3638	89.0	1.00	3575	95.8	96.2	96.2	0.78	0.85	0.88	934
		L5810/11	2460	G	6.8	1.6	2.1	454	20	44	6615	85.0	1.15	1790	96.4	96.5	96.5	0.77	0.84	0.86	953
900	660	5010/11*	1304	G	7.2	2.0	2.5	95.7	8	18	3749	89.0	1.00	3575	95.8	96.2	96.2	0.78	0.85	0.88	979
		L5810/11	2605	G	7.0	2.0	2.2	503	20	44	7166	85.0	1.15	1790	96.4	96.5	96.5	0.75	0.83	0.86	1010
970	720	L5810/11	2808	G	6.8	1.8	2.1	524	20	44	7166	85.0	1.00	1790	96.4	96.5	96.5	0.78	0.85	0.86	1090
1000	750	L5010/11	1449	E	5.2	1.3	1.8	126	25	55	5072	89.0	1.00	3575	96.2	96.5	96.5	0.80	0.85	0.87	1120
		L5810/11	2894	H	7.2	1.7	2.0	332	20	44	7718	85.0	1.00	1790	96.4	96.5	96.5	0.78	0.84	0.85	1150
1100	800	L5810/11	1592	G	6.5	1.2	2.0	198	20	44	6395	94.0	1.00	3580	96.5	97.0	97.0	0.81	0.85	0.87	1190
		L5810/11	3184	H	7.2	1.8	2.1	332	20	44	7718	85.0	1.00	1790	96.4	96.5	96.5	0.77	0.84	0.85	1220
1250	900	L5810/11	1809	F	6.5	1.1	2.0	217	20	44	6615	94.0	1.00	3580	96.5	97.0	97.0	0.81	0.85	0.87	1340

Data subject to change without notice.

Explosion Proof - Three Phase

Output		Frame	Full Load Torque (ft.lb)	Locked Rotor Current		Locked Rotor Torque Ti/Tn	Break-down Torque Tb/Tn	Inertia J (lb-ft2)	Allowable locked rotor time (s)		Weight (lb)	Sound dB(A)	Service Factor	460 V							
														Rated speed (rpm)	% of full load						Full load current In (A)
															Efficiency			Power Factor			
HP	kW			Code	II/In				Hot	Cold					50	75	100	50	75	100	
1	0.75	143T	1.48	M	9.0	3.0	4.0	0.0415	40	88	61.7	68.0	1.15	3495	75.5	80.0	81.5	0.65	0.76	0.82	1.41
		143T	2.94	L	8.6	2.9	3.7	0.0975	18	40	61.7	51.0	1.15	1760	80.0	82.5	85.5	0.57	0.70	0.77	1.43
		145T	4.52	J	5.8	2.0	2.5	0.1595	30	66	52.9	49.0	1.15	1145	78.5	81.5	82.5	0.54	0.66	0.74	1.54
		182T	5.92	M	6.0	3.0	3.5	0.3991	22	48	112	50.0	1.15	875	74.0	77.0	78.5	0.32	0.42	0.52	2.30
1.5	1.1	143T	2.22	M	9.2	3.0	4.0	0.0413	20	44	61.7	68.0	1.15	3500	78.5	82.5	84.0	0.62	0.73	0.80	2.05
		145T	4.42	L	8.9	2.7	3.5	0.1303	14	31	70.6	51.0	1.15	1760	81.5	85.5	86.5	0.58	0.70	0.78	2.05
		182T	6.67	K	7.2	2.6	3.3	0.4212	35	77	118	52.0	1.15	1165	84.5	86.5	87.5	0.47	0.59	0.68	2.32
		184T	9.04	J	5.5	2.4	2.6	0.5223	17	37	128	50.0	1.15	860	80.0	81.5	82.5	0.42	0.54	0.62	2.70
2	1.5	145T	2.96	M	9.4	3.5	4.0	0.0551	15	33	66.1	68.0	1.15	3495	80.0	84.0	85.5	0.64	0.76	0.82	2.69
		145T	5.92	K	7.9	2.5	3.2	0.1595	11	24	72.8	51.0	1.15	1750	84.0	85.5	86.5	0.60	0.73	0.80	2.72
		184T	8.89	K	7.0	2.6	3.3	0.5323	35	77	129	52.0	1.15	1165	84.5	86.5	88.5	0.47	0.58	0.68	3.13
		213T	11.9	M	7.6	2.7	3.0	1.31	35	77	165	52.0	1.15	870	80.0	82.5	84.0	0.45	0.57	0.65	3.45
3	2.2	182T	4.43	K	8.4	2.5	4.0	0.1471	30	66	90.4	69.0	1.15	3510	82.5	85.5	86.5	0.73	0.81	0.85	3.76
		182T	8.83	K	8.0	2.5	3.2	0.2781	28	62	115	56.0	1.15	1760	87.5	88.5	89.5	0.59	0.71	0.79	3.91
		213T	13.2	K	7.0	2.2	2.5	1.20	58	128	165	55.0	1.15	1175	86.5	88.5	89.5	0.50	0.62	0.70	4.41
		215T	18.0	K	7.1	2.1	2.6	1.79	32	70	201	52.0	1.15	865	84.0	85.5	85.5	0.54	0.66	0.74	4.36
5	3.7	184T	7.42	J	7.5	2.5	3.8	0.1889	26	57	106	69.0	1.15	3490	85.5	87.5	88.5	0.70	0.81	0.86	6.10
		184T	14.8	K	8.2	2.7	3.3	0.3695	17	37	130	56.0	1.15	1755	86.5	88.5	89.5	0.59	0.71	0.79	6.57
		215T	22.1	J	6.8	1.7	2.6	1.47	57	125	162	55.0	1.15	1170	88.5	89.5	89.5	0.58	0.70	0.76	6.83
		254T	29.4	H	5.3	2.1	2.7	3.41	21	46	313	54.0	1.15	880	84.0	86.5	87.5	0.46	0.58	0.67	7.93
7.5	5.5	213T	11.1	H	7.0	2.2	3.0	0.4696	23	51	190	72.0	1.15	3510	85.5	88.5	89.5	0.81	0.87	0.90	8.57
		213T	22.0	H	6.7	2.4	2.8	1.38	12	26	152	58.0	1.15	1765	88.5	90.2	91.7	0.60	0.73	0.80	9.41
		254T	33.1	J	7.0	2.7	3.2	3.32	25	55	309	59.0	1.15	1175	88.5	90.2	91.0	0.58	0.71	0.78	9.73
		256T	44.2	H	5.3	2.1	2.8	4.15	23	51	353	54.0	1.15	880	86.5	87.5	87.5	0.48	0.60	0.68	11.6
10	7.5	215T	14.8	H	6.9	2.1	2.8	0.5512	150	330	201	72.0	1.15	3510	89.5	90.2	90.2	0.81	0.88	0.90	11.6
		215T	29.4	J	7.5	2.5	3.0	1.34	15	33	207	58.0	1.15	1765	90.2	91.0	91.7	0.62	0.75	0.81	12.7
		256T	44.1	J	7.2	2.7	3.1	4.15	26	57	364	59.0	1.15	1175	89.5	90.2	91.0	0.60	0.70	0.78	13.3
		284T	58.9	H	6.0	2.5	2.4	7.20	30	66	467	54.0	1.15	880	91.0	91.7	91.0	0.62	0.73	0.78	13.3
15	11	254T	22.0	G	6.8	2.0	2.7	1.19	31	68	318	75.0	1.15	3540	90.0	90.5	91.0	0.74	0.83	0.87	17.4
		254T	43.9	J	7.3	3.0	3.0	2.31	26	57	329	69.0	1.15	1770	90.2	91.7	92.4	0.65	0.75	0.81	18.4
		284T	65.9	H	7.2	2.5	2.6	7.07	25	55	463	59.0	1.15	1180	91.0	91.7	91.7	0.74	0.83	0.86	17.5
		286T	88.3	G	6.1	2.4	2.3	8.18	37	81	507	54.0	1.15	880	91.0	91.7	91.0	0.66	0.76	0.80	19.0
20	15	256T	29.4	G	6.2	2.0	2.5	1.45	26	57	357	75.0	1.15	3530	90.2	91.0	91.0	0.79	0.86	0.89	23.2
		256T	58.5	J	7.5	3.0	3.0	2.89	20	44	364	69.0	1.15	1770	91.7	92.4	93.0	0.63	0.75	0.81	25.0
		286T	87.8	H	7.2	2.5	2.7	8.02	22	48	501	59.0	1.15	1180	91.7	91.7	91.7	0.70	0.80	0.85	24.2
		324T	118	G	5.3	2.3	2.3	9.37	25	55	606	56.0	1.15	880	91.7	92.4	92.4	0.56	0.67	0.74	27.5
25	18.5	284TS	36.4	K	9.0	2.2	2.8	2.58	58	128	452	75.0	1.15	3555	91.7	92.4	92.4	0.78	0.85	0.88	28.6
		284T	73.0	J	8.2	3.0	3.0	4.54	20	44	472	68.0	1.15	1775	92.4	93.6	93.6	0.67	0.78	0.83	29.9
		324T	110	G	6.4	2.3	2.6	10.8	25	55	639	62.0	1.15	1180	92.4	93.0	93.0	0.65	0.76	0.82	30.4
		326T	147	G	5.1	2.4	2.4	11.9	20	44	673	56.0	1.15	880	91.0	92.4	92.4	0.51	0.63	0.71	35.4

continued on next page

Explosion Proof - Three Phase - *continued*

Output		Frame	Full Load Torque (ft.lb)	Locked Rotor Current		Locked Rotor Torque Tl/Tn	Break-down Torque Tb/Tn	Inertia J (lb-ft2)	Allowable locked rotor time (s)		Weight (lb)	Sound dB(A)	Service Factor	460 V							
														Rated speed (rpm)	% of full load						Full load current In (A)
															Efficiency			Power Factor			
HP	kW			Code	Il/In				Hot	Cold					50	75	100	50	75	100	
30	22	286TS	43.8	H	7.7	2.6	3.0	3.08	14	31	529	75.0	1.15	3545	92.4	93.0	93.0	0.78	0.86	0.88	33.7
		286T	87.8	J	8.2	3.0	3.0	5.16	17	37	512	68.0	1.15	1770	93.0	93.6	93.6	0.66	0.77	0.82	36.0
		326T	132	H	7.1	2.4	2.7	12.5	25	55	695	62.0	1.15	1180	92.4	93.0	93.0	0.63	0.75	0.81	36.7
		364/5T	176	G	5.7	2.2	2.2	23.5	14	31	911	62.0	1.15	885	92.4	93.0	93.0	0.64	0.73	0.77	38.5
40	30	324TS	58.3	G	6.6	2.7	2.7	4.90	43	95	516	81.0	1.15	3555	92.4	93.6	93.6	0.80	0.86	0.88	45.8
		324T	116	J	7.7	2.7	3.0	8.17	19	42	650	71.0	1.15	1780	93.0	94.1	94.1	0.66	0.77	0.83	48.2
		364/5T	175	H	7.0	2.3	2.3	29.0	24	53	1010	65.0	1.15	1185	93.6	94.1	94.1	0.72	0.80	0.85	47.1
		364/5T	234	F	5.2	2.2	2.2	29.0	25	55	1058	62.0	1.15	885	93.0	93.6	93.6	0.64	0.73	0.77	52.2
50	37	326TS	73.0	H	7.2	2.1	2.1	5.42	33	73	728	81.0	1.15	3550	92.4	93.6	94.1	0.82	0.88	0.89	55.5
		326T	146	H	7.3	2.6	2.8	9.16	20	44	706	71.0	1.15	1780	93.6	94.5	94.5	0.65	0.76	0.81	60.6
		364/5T	219	H	7.4	2.6	2.8	29.4	20	44	1036	65.0	1.15	1185	93.6	94.1	94.1	0.71	0.81	0.85	58.1
		404/5T	293	J	7.3	2.2	2.1	34.6	12	26	1257	62.0	1.15	885	92.4	93.0	93.6	0.67	0.73	0.73	68.0
60	45	364/5TS	87.3	G	6.4	2.0	2.5	9.96	60	132	1017	85.0	1.15	3560	92.4	93.6	94.1	0.79	0.86	0.88	68.2
		364/5T	175	H	7.0	2.5	2.5	20.8	20	44	1014	75.0	1.15	1780	94.1	94.5	95.0	0.72	0.82	0.87	68.3
		404/5T	262	H	6.9	2.5	2.7	36.9	29	64	1213	65.0	1.15	1185	93.6	94.5	94.5	0.73	0.82	0.85	70.3
		404/5T	351	G	6.2	1.8	2.2	38.3	25	55	1279	62.0	1.15	885	92.4	93.0	93.0	0.65	0.75	0.80	75.9
75	55	364/5TS	109	G	7.0	2.3	2.6	9.96	18	40	1025	85.0	1.15	3560	93.0	94.1	94.1	0.81	0.87	0.89	82.4
		364/5T	218	G	7.0	2.4	2.9	23.3	16	35	937	75.0	1.15	1780	94.5	95.0	95.4	0.74	0.83	0.87	83.2
		404/5T	329	J	7.7	2.5	2.6	40.2	15	33	1257	65.0	1.15	1180	94.1	95.0	94.5	0.72	0.81	0.84	87.0
		444/5T	437	G	6.1	1.7	2.1	73.6	18	40	1912	64.0	1.15	890	93.6	94.1	93.6	0.66	0.76	0.80	92.2
100	75	404/5TS	146	G	6.5	2.0	2.6	13.2	21	46	1206	85.0	1.15	3550	93.6	95.0	95.0	0.85	0.89	0.90	110
		404/5T	291	H	7.2	2.7	3.0	26.4	13	29	1222	75.0	1.15	1780	94.5	95.0	95.4	0.72	0.82	0.87	113
		444/5T	435	H	6.8	2.3	2.6	87.3	49	108	1896	70.0	1.15	1190	94.1	95.0	95.0	0.66	0.76	0.82	121
		444/5T	582	G	6.1	1.7	2.0	87.3	16	35	2053	64.0	1.15	890	94.1	94.5	94.1	0.68	0.77	0.80	125
125	90	444/5TS	181	F	6.6	2.0	2.5	31.2	22	48	1940	86.0	1.15	3570	93.0	94.5	95.0	0.83	0.89	0.90	132
		444/5T	363	G	6.4	2.0	2.2	57.2	18	40	2026	76.0	1.15	1785	95.0	95.4	95.4	0.76	0.83	0.86	142
		444/5T	547	H	7.4	2.3	2.4	104	41	90	2293	70.0	1.15	1185	94.5	95.0	95.0	0.67	0.76	0.82	150
		447T	728	G	6.1	1.7	2.0	104	18	40	2337	66.0	1.15	890	94.5	95.0	94.5	0.66	0.76	0.80	154
		504/5T	728	G	6.1	1.7	2.0	104	18	40	2337	66.0	1.15	890	94.5	95.0	94.5	0.66	0.76	0.80	154
150	110	444/5TS	218	G	7.0	2.0	2.5	39.1	31	68	1985	86.0	1.15	3570	93.6	95.0	95.4	0.85	0.89	0.90	161
		444/5T	437	G	6.3	2.2	2.5	66.7	22	48	2095	76.0	1.15	1780	95.0	95.8	95.8	0.72	0.81	0.85	170
		447T	656	H	7.5	2.6	2.6	134	42	92	2540	73.0	1.15	1185	95.0	95.8	95.8	0.68	0.78	0.83	174
		504/5T	656	H	7.5	2.6	2.6	134	42	92	2540	73.0	1.15	1185	95.0	95.8	95.8	0.68	0.78	0.83	174
		447T	873	G	6.0	1.7	2.0	125	18	40	2646	66.0	1.15	890	94.5	95.0	94.5	0.68	0.77	0.82	179
		504/5T	873	G	6.0	1.7	2.0	125	18	40	2646	66.0	1.15	890	94.5	95.0	94.5	0.68	0.77	0.82	179

continued on next page

Data subject to change without notice.

Explosion Proof - Three Phase - *continued*

Output		Frame	Full Load Torque (ft.lb)	Locked Rotor Current		Locked Rotor Torque Tl/Tn	Break-down Torque Tb/Tn	Inertia J (lb-ft2)	Allowable locked rotor time (s)		Weight (lb)	Sound dB(A)	Service Factor	460 V							
														Rated speed (rpm)	% of full load						Full load current In (A)
															Efficiency			Power Factor			
HP	kW			Code	Il/In				Hot	Cold					50	75	100	50	75	100	
200	150	447TS	290	H	7.3	2.2	2.6	44.7	37	81	2492	87.0	1.15	3570	94.1	95.4	95.8	0.84	0.88	0.89	221
		504/5TS	290	H	7.3	2.2	2.6	44.7	37	81	2492	88.0	1.15	3570	94.1	95.4	95.8	0.84	0.88	0.89	221
		447T	582	H	7.0	2.3	2.4	76.2	25	55	2426	82.0	1.15	1780	95.8	96.2	96.2	0.70	0.80	0.85	230
		504/5T	582	H	7.0	2.3	2.4	76.2	25	55	2426	82.0	1.15	1780	95.8	96.2	96.2	0.70	0.80	0.85	230
		447T	871	J	7.8	2.7	2.8	134	14	31	2615	73.0	1.15	1190	94.5	95.4	95.8	0.60	0.73	0.79	249
		504/5T	871	J	7.8	2.7	2.8	134	14	31	2615	73.0	1.15	1190	94.5	95.4	95.8	0.60	0.73	0.79	249
		449T	1164	K	7.5	2.8	3.0	161	13	29	3581	66.0	1.15	890	92.4	94.5	95.0	0.52	0.63	0.70	283
		586/7T	1164	G	5.7	1.2	2.1	350	65	143	4167	75.0	1.15	890	94.1	94.5	95.0	0.60	0.71	0.76	261
250	185	447TS	363	H	8.0	2.4	2.8	50.3	18	40	2492	87.0	1.15	3570	95.0	95.4	95.8	0.83	0.89	0.90	269
		504/5TS	363	H	8.0	2.4	2.8	50.3	18	40	2492	88.0	1.15	3570	95.0	95.4	95.8	0.83	0.89	0.90	269
		447T	728	H	7.0	2.1	2.3	89.6	30	66	2646	82.0	1.15	1780	95.4	96.2	96.2	0.72	0.81	0.85	284
		504/5T	728	H	7.0	2.1	2.3	89.6	30	66	2646	77.0	1.15	1780	95.4	96.2	96.2	0.72	0.81	0.85	284
		586/7T	1088	G	6.0	1.8	2.1	226	33	73	3859	77.0	1.15	1190	93.6	95.4	95.8	0.67	0.75	0.80	303
		449T	1088	J	8.1	2.8	3.0	145	10	22	3188	70.0	1.15	1190	95.0	95.4	95.8	0.64	0.76	0.81	299
		586/7T	1455	G	5.8	1.0	2.1	395	26	57	4410	75.0	1.15	890	94.1	94.5	95.4	0.60	0.71	0.77	316
300	220	586/7TS	434	G	6.6	1.3	2.2	123	34	75	4410	85.0	1.15	3580	94.5	95.4	95.8	0.86	0.87	0.88	328
		449TS	435	J	8.4	2.8	3.4	58.1	15	33	3308	84.0	1.15	3575	94.5	95.4	95.8	0.82	0.88	0.90	320
		586/7T	868	G	6.8	1.8	2.1	161	50	110	4079	83.0	1.15	1790	95.0	95.8	96.2	0.78	0.84	0.85	338
		449T	871	H	8.0	2.8	2.9	89.6	14	31	3087	80.0	1.15	1785	95.4	95.8	96.2	0.74	0.83	0.86	334
		586/7T	1306	G	6.1	1.8	2.1	277	35	77	4190	77.0	1.15	1190	93.6	95.4	95.8	0.68	0.75	0.82	351
		449T	1306	J	7.9	2.8	3.0	145	7	15	3197	70.0	1.15	1190	95.0	95.4	95.8	0.66	0.77	0.82	351
		586/7T	1737	G	6.2	1.4	2.1	462	24	53	4818	75.0	1.15	895	95.0	95.0	95.4	0.60	0.72	0.77	376
350	260	586/7TS	507	G	6.6	1.3	2.2	136	35	77	4410	85.0	1.15	3580	94.5	95.4	95.8	0.86	0.87	0.88	388
		449TS	507	J	8.7	2.8	3.4	68.1	14	31	3638	84.0	1.15	3575	95.0	95.8	95.8	0.82	0.88	0.90	379
		586/7T	1013	H	7.3	2.3	2.3	179	32	70	4234	83.0	1.15	1790	95.0	95.8	96.2	0.77	0.84	0.86	395
		449T	1016	J	8.2	2.8	2.9	118	14	31	3418	80.0	1.15	1785	95.4	95.8	96.2	0.70	0.80	0.84	404
		586/7T	1524	G	6.3	2.1	2.1	328	29	64	4520	77.0	1.15	1190	95.4	95.8	95.8	0.67	0.77	0.81	421
		586/7T*	2037	G	5.9	1.1	2.0	484	25	55	4895	75.0	1.00	890	94.1	94.5	95.4	0.60	0.64	0.78	439
400	300	586/7T	1158	G	6.4	1.8	2.0	179	18	40	4366	83.0	1.15	1790	95.4	96.2	96.2	0.80	0.84	0.85	460
		586/7T	1741	G	6.0	2.0	2.0	368	71	156	4983	77.0	1.15	1190	93.6	95.0	95.8	0.70	0.78	0.82	479
450	330	586/7T*	1302	G	6.5	1.8	2.0	213	24	53	4586	83.0	1.15	1790	95.8	96.2	96.2	0.81	0.85	0.86	501
		586/7T*	1959	G	6.0	1.5	2.1	368	34	75	5005	77.0	1.00	1190	93.6	95.0	95.8	0.69	0.77	0.80	540
500	370	586/7T	1447	G	6.3	2.1	2.3	256	25	55	4829	83.0	1.00	1790	95.8	96.2	96.2	0.81	0.84	0.85	568

Fractional - Three Phase - TEFC - NEMA Premium®

Output		Frame	Full Load Torque (ft.lb)	Locked Rotor Current		Locked Rotor Torque Tl/Tn	Break-down Torque Tb/Tn	Inertia J (lb-ft2)	Allowable locked rotor time (s)		Weight (lb)	Sound dB(A)	Service Factor	460 V							
														Rated speed (rpm)	% of full load						Full load current In (A)
															Efficiency			Power Factor			
HP	kW			Code	Il/In				Hot	Cold					50	75	100	50	75	100	
0.25	0.18	W56	0.370	M	7.4	3.5	4.0	0.0147	30	66	15.0	65.0	1.15	3460	55.0	62.0	66.0	0.60	0.70	0.75	0.456
		48	0.370	M	7.4	3.5	4.0	0.0147	30	66	15.0	65.0	1.15	3460	55.0	62.0	66.0	0.60	0.70	0.75	0.456
		W56	0.740	K	5.6	2.4	3.2	0.0280	28	62	14.6	50.0	1.15	1740	59.5	66.0	70.0	0.48	0.60	0.69	0.468
		48	0.740	K	5.6	2.4	3.2	0.0280	28	62	14.6	50.0	1.15	1740	59.5	66.0	70.0	0.48	0.60	0.69	0.468
		56	1.12	J	4.7	1.9	3.0	0.0710	40	88	25.6	50.0	1.15	1160	62.0	68.0	72.0	0.42	0.53	0.62	0.506
0.33	0.25	W56	0.500	L	7.1	3.2	3.7	0.0147	28	62	15.0	65.0	1.15	3450	59.5	66.0	72.0	0.61	0.71	0.76	0.573
		48	0.500	L	7.1	3.2	3.7	0.0147	28	62	15.0	65.0	1.15	3450	59.5	66.0	72.0	0.61	0.71	0.76	0.573
		W56	0.980	L	6.2	2.6	3.5	0.0358	22	48	16.5	50.0	1.15	1740	66.0	72.0	74.0	0.46	0.58	0.68	0.624
		48	0.980	L	6.2	2.6	3.5	0.0358	22	48	16.5	50.0	1.15	1740	66.0	72.0	74.0	0.46	0.58	0.68	0.624
		56	1.47	L	5.3	2.2	3.3	0.0888	30	66	28.2	50.0	1.15	1160	64.0	70.0	72.0	0.41	0.52	0.61	0.714
0.5	0.37	W56	0.750	L	7.7	3.3	3.6	0.0190	18	40	17.4	65.0	1.15	3435	68.0	72.0	74.0	0.64	0.75	0.80	0.784
		48	0.750	L	7.7	3.3	3.6	0.0190	18	40	17.4	65.0	1.15	3435	68.0	72.0	74.0	0.64	0.75	0.80	0.784
		W56	1.50	J	6.4	2.3	3.1	0.0520	20	44	20.9	50.0	1.15	1730	74.0	77.0	78.5	0.54	0.67	0.76	0.778
		48	1.50	J	6.4	2.3	3.1	0.0520	20	44	20.9	50.0	1.15	1730	74.0	77.0	78.5	0.54	0.67	0.76	0.778
		56	2.23	K	5.6	2.4	3.3	0.1065	26	57	30.9	50.0	1.15	1160	68.0	74.0	75.5	0.41	0.53	0.63	0.976
0.75	0.55	W56	1.13	L	8.1	3.5	3.6	0.0211	16	35	18.3	65.0	1.15	3440	70.0	75.5	77.0	0.62	0.74	0.80	1.12
		48	1.13	L	8.1	3.5	3.6	0.0211	16	35	18.3	65.0	1.15	3440	70.0	75.5	77.0	0.62	0.74	0.80	1.12
		56	2.21	L	7.7	2.4	3.6	0.0842	16	35	30.2	52.0	1.15	1760	75.5	80.0	81.5	0.49	0.62	0.71	1.19
		56H	3.35	K	6.5	2.9	3.7	0.1419	40	88	36.2	50.0	1.15	1160	77.0	81.5	82.5	0.43	0.55	0.65	1.29
1	0.75	56	1.48	K	7.8	2.0	3.0	0.0643	22	48	26.2	68.0	1.15	3510	72.0	77.0	78.5	0.65	0.76	0.83	1.44
		W56	1.51	M	8.8	3.6	3.8	0.0254	10	22	20.5	65.0	1.15	3435	74.0	77.0	78.5	0.63	0.75	0.80	1.50
		48	1.51	M	8.8	3.6	3.8	0.0254	10	22	20.5	65.0	1.15	3435	74.0	77.0	78.5	0.63	0.75	0.80	1.50
		56	2.94	M	8.6	2.8	3.0	0.1232	19	42	37.9	52.0	1.15	1765	82.5	84.0	85.5	0.52	0.66	0.75	1.47
		56H	4.52	J	5.8	2.3	2.8	0.1597	31	68	38.6	50.0	1.15	1145	80.0	82.5	82.5	0.50	0.63	0.72	1.58
1.5	1.1	56	2.21	L	9.1	2.3	3.0	0.1023	17	37	34.2	68.0	1.15	3520	80.0	82.5	84.0	0.71	0.82	0.88	1.87
		56H	4.44	K	8.2	2.7	3.0	0.1101	21	46	37.9	52.0	1.15	1750	85.5	86.5	86.5	0.59	0.72	0.79	2.02
2	1.5	56H	2.94	L	9.9	2.5	3.0	0.1279	13	29	40.1	68.0	1.15	3520	82.5	85.5	85.5	0.73	0.83	0.89	2.47
		56H	5.94	K	8.2	2.7	3.0	0.1296	15	33	42.3	52.0	1.15	1745	85.5	87.5	86.5	0.60	0.73	0.80	2.72
3	2.2	56H	4.44	K	9.5	3.0	3.8	0.1663	10	22	48.1	68.0	1.15	3500	84.0	86.5	86.5	0.78	0.87	0.91	3.51

Data subject to change without notice.

Fractional - Three Phase - TEFC - Standard Efficiency

Output		Frame	Full Load Torque (ft.lb)	Locked Rotor Current		Locked Rotor Torque Tl/Tn	Break-down Torque Tb/Tn	Inertia J (lb-ft2)	Allowable locked rotor time (s)		Weight (lb)	Sound dB(A)	Service Factor	460 V							
														Rated speed (rpm)	% of full load						Full load current In (A)
															Efficiency			Power Factor			
HP	kW			Code	II/In				Hot	Cold					50	75	100	50	75	100	
0.16	0.12	W56	0.480	L	5.1	2.4	2.9	0.0240	43	95	13.5	50.0	1.15	1735	50.5	59.5	62.0	0.48	0.58	0.67	0.363
		48	0.480	L	5.1	2.4	2.9	0.0240	43	95	13.5	50.0	1.15	1735	50.5	59.5	62.0	0.48	0.58	0.67	0.363
		W56	0.730	J	3.9	1.9	2.5	0.0280	43	95	14.3	48.0	1.15	1135	46.0	55.0	59.5	0.45	0.56	0.65	0.389
		48	0.730	J	3.9	1.9	2.5	0.0280	43	95	14.3	48.0	1.15	1135	46.0	55.0	59.5	0.45	0.56	0.65	0.389
0.25	0.18	56	0.370	L	6.4	2.5	3.0	0.0389	60	132	17.2	68.0	1.15	3475	46.0	52.5	57.5	0.75	0.82	0.86	0.457
		W56	0.380	L	6.0	2.8	3.0	0.0126	34	75	13.5	65.0	1.15	3430	48.0	57.5	59.5	0.62	0.71	0.78	0.487
		48	0.380	L	6.0	2.8	3.0	0.0126	34	75	13.5	65.0	1.15	3430	48.0	57.5	59.5	0.62	0.71	0.78	0.487
		56	0.730	M	6.3	2.4	3.0	0.0453	38	84	18.1	52.0	1.15	1765	57.5	66.0	70.0	0.43	0.54	0.62	0.521
		W56	0.750	K	5.3	2.4	2.9	0.0280	30	66	14.3	50.0	1.15	1735	55.0	62.0	66.0	0.48	0.59	0.68	0.503
		48	0.750	K	5.3	2.4	2.9	0.0280	30	66	14.3	50.0	1.15	1735	55.0	62.0	66.0	0.48	0.59	0.68	0.503
		56	1.12	K	5.1	2.3	3.0	0.0710	46	101	19.0	50.0	1.15	1160	55.0	64.0	68.0	0.41	0.52	0.61	0.545
		W56	1.14	J	4.2	2.0	2.5	0.0358	26	57	16.1	48.0	1.15	1135	50.5	59.5	62.0	0.45	0.56	0.65	0.561
		48	1.14	J	4.2	2.0	2.5	0.0358	26	57	16.1	48.0	1.15	1135	50.5	59.5	62.0	0.45	0.56	0.65	0.561
0.33	0.25	56	0.490	L	6.4	2.5	3.0	0.0389	40	88	17.2	68.0	1.15	3485	48.0	57.5	62.0	0.72	0.79	0.84	0.602
		W56	0.500	L	6.1	2.9	3.0	0.0126	28	62	13.5	65.0	1.15	3425	52.5	59.5	62.0	0.60	0.70	0.77	0.657
		48	0.500	L	6.1	2.9	3.0	0.0126	28	62	13.5	65.0	1.15	3425	52.5	59.5	62.0	0.60	0.70	0.77	0.657
		56	0.970	M	7.1	2.3	3.0	0.0517	31	68	19.4	52.0	1.15	1765	64.0	72.0	74.0	0.47	0.58	0.68	0.624
		W56	0.990	K	5.4	2.3	2.7	0.0318	21	46	15.2	50.0	1.15	1730	57.5	64.0	68.0	0.48	0.60	0.70	0.659
		48	0.990	K	5.4	2.3	2.7	0.0318	21	46	15.2	50.0	1.15	1730	57.5	64.0	68.0	0.48	0.60	0.70	0.659
		56	1.47	L	5.5	2.4	3.0	0.0888	36	79	21.8	50.0	1.15	1160	59.5	68.0	70.0	0.42	0.53	0.62	0.723
		W56	1.51	H	4.1	1.8	2.3	0.0439	22	48	17.9	48.0	1.15	1130	55.0	62.0	64.0	0.48	0.59	0.69	0.711
		48	1.51	H	4.1	1.8	2.3	0.0439	22	48	17.9	48.0	1.15	1130	55.0	62.0	64.0	0.48	0.59	0.69	0.711
0.5	0.37	56	0.740	L	7.0	2.6	3.0	0.0453	35	77	19.0	68.0	1.15	3500	55.0	62.0	68.0	0.67	0.75	0.81	0.843
		W56	0.760	K	6.3	2.9	2.9	0.0147	20	44	14.3	65.0	1.15	3400	59.5	66.0	68.0	0.61	0.73	0.80	0.854
		48	0.760	K	6.3	2.9	2.9	0.0147	20	44	14.3	65.0	1.15	3400	59.5	66.0	68.0	0.61	0.73	0.80	0.854
		56	1.47	L	7.0	2.4	3.0	0.0584	20	44	20.9	52.0	1.15	1760	68.0	74.0	77.0	0.48	0.61	0.70	0.862
		W56	1.50	K	6.0	2.6	2.8	0.0399	16	35	17.0	50.0	1.15	1730	62.0	70.0	72.0	0.49	0.62	0.72	0.896
		48	1.50	K	6.0	2.6	2.8	0.0399	16	35	17.0	50.0	1.15	1730	62.0	70.0	72.0	0.49	0.62	0.72	0.896
		56	2.23	K	5.4	2.1	3.0	0.1065	22	48	24.7	50.0	1.15	1160	64.0	70.0	72.0	0.44	0.56	0.65	0.992
		W56	2.29	H	4.4	2.0	2.4	0.0558	17	37	20.7	48.0	1.15	1130	59.5	66.0	68.0	0.47	0.59	0.69	0.990
		48	2.29	H	4.4	2.0	2.4	0.0558	17	37	20.7	48.0	1.15	1130	59.5	66.0	68.0	0.47	0.59	0.69	0.990
0.75	0.55	56	1.12	K	7.0	2.5	2.9	0.0517	23	51	20.3	68.0	1.15	3475	62.0	68.0	72.0	0.70	0.79	0.85	1.13
		W56	1.14	K	6.9	3.0	3.0	0.0169	14	31	15.2	65.0	1.15	3400	66.0	70.0	72.0	0.64	0.76	0.83	1.16
		48	1.14	K	6.9	3.0	3.0	0.0169	14	31	15.2	65.0	1.15	3400	66.0	70.0	72.0	0.64	0.76	0.83	1.16
		56	2.21	K	6.9	2.4	3.0	0.0648	17	37	22.5	52.0	1.15	1755	72.0	77.0	78.5	0.48	0.61	0.72	1.22
		W56	2.25	K	6.5	2.7	2.9	0.0479	12	26	18.7	50.0	1.15	1730	68.0	74.0	75.5	0.52	0.65	0.75	1.22
		48	2.25	K	6.5	2.7	2.9	0.0479	12	26	18.7	50.0	1.15	1730	68.0	74.0	75.5	0.52	0.65	0.75	1.22
		56H	3.36	K	5.8	2.3	3.0	0.1331	21	46	29.5	50.0	1.15	1155	70.0	74.0	75.5	0.46	0.59	0.68	1.34
		56	3.36	K	5.8	2.3	3.0	0.1331	21	46	29.5	50.0	1.15	1155	70.0	74.0	75.5	0.46	0.59	0.68	1.34

Fractional - Three Phase - ODP - Premium Efficiency

Output		Frame	Full Load Torque (ft.lb)	Locked Rotor Current		Locked Rotor Torque Tl/Tn	Break-down Torque Tb/Tn	Inertia J (lb-ft2)	Allowable locked rotor time (s)		Weight (lb)	Sound dB(A)	Service Factor	460 V							
														Rated speed (rpm)	% of full load						Full load current In (A)
															Efficiency			Power Factor			
HP	kW			Code	Il/In				Hot	Cold					50	75	100	50	75	100	
0.25	0.18	W56	0.370	K	5.8	2.5	3.0	0.0126	29	64	12.6	62.0	1.35	3460	55.0	64.0	66.0	0.53	0.65	0.74	0.463
		48	0.370	K	5.8	2.5	3.0	0.0126	29	64	12.6	62.0	1.35	3460	55.0	64.0	66.0	0.53	0.65	0.74	0.463
		56	0.730	M	5.9	2.3	3.3	0.0389	38	84	15.7	52.0	1.35	1765	57.5	64.0	69.5	0.41	0.52	0.61	0.533
		W56	0.740	K	5.7	2.5	3.4	0.0280	34	75	13.7	50.0	1.35	1740	59.5	68.0	70.0	0.46	0.58	0.67	0.482
		48	0.740	K	5.7	2.5	3.4	0.0280	34	75	13.7	50.0	1.35	1740	59.5	68.0	70.0	0.46	0.58	0.67	0.482
		56	1.12	K	4.8	2.1	2.8	0.0622	40	88	17.0	50.0	1.35	1160	55.0	64.0	67.5	0.41	0.52	0.61	0.549
0.33	0.25	W56	0.500	K	5.9	2.7	3.0	0.0126	25	55	12.8	62.0	1.35	3450	59.5	68.0	70.0	0.53	0.66	0.75	0.598
		48	0.500	K	5.9	2.7	3.0	0.0126	25	55	12.8	62.0	1.35	3450	59.5	68.0	70.0	0.53	0.66	0.75	0.598
		W56	0.980	L	6.4	2.7	3.6	0.0358	26	57	14.8	50.0	1.35	1740	64.0	72.0	74.0	0.47	0.59	0.69	0.615
		48	0.980	L	6.4	2.7	3.6	0.0358	26	57	14.8	50.0	1.35	1740	64.0	72.0	74.0	0.47	0.59	0.69	0.615
		56	1.47	K	5.0	2.1	2.8	0.0710	35	77	18.3	50.0	1.35	1160	59.5	66.0	71.4	0.42	0.53	0.63	0.698
0.5	0.37	W56	0.750	K	6.5	3.2	3.5	0.0126	27	59	13.0	62.0	1.25	3440	68.0	74.0	74.0	0.54	0.67	0.76	0.826
		48	0.750	K	6.5	3.2	3.5	0.0126	27	59	13.0	62.0	1.25	3440	68.0	74.0	74.0	0.54	0.67	0.76	0.826
		W56	1.49	K	6.4	2.5	3.2	0.0439	23	51	17.6	50.0	1.25	1735	70.0	75.5	78.5	0.53	0.66	0.75	0.789
		48	1.49	K	6.4	2.5	3.2	0.0439	23	51	17.6	50.0	1.25	1735	70.0	75.5	78.5	0.53	0.66	0.75	0.789
		56	2.24	J	5.1	2.0	2.6	0.0888	28	62	21.2	50.0	1.25	1155	68.0	74.0	75.3	0.43	0.56	0.66	0.934
0.75	0.55	W56	1.13	J	6.9	3.0	3.3	0.0169	15	33	15.0	62.0	1.25	3430	72.0	75.5	77.0	0.60	0.73	0.82	1.09
		48	1.13	J	6.9	3.0	3.3	0.0169	15	33	15.0	62.0	1.25	3430	72.0	75.5	77.0	0.60	0.73	0.82	1.09
		56	2.21	K	7.3	2.5	3.0	0.0712	21	46	23.4	52.0	1.25	1760	74.0	78.5	81.1	0.52	0.65	0.74	1.15
		56H	3.35	J	5.9	2.2	2.8	0.1685	33	73	34.4	50.0	1.15	1160	75.5	80.0	81.7	0.45	0.58	0.67	1.26
1	0.75	W56	1.51	K	7.0	3.1	3.3	0.0190	13	29	16.1	62.0	1.25	3420	74.0	75.5	77.0	0.61	0.74	0.83	1.47
		48	1.51	K	7.0	3.1	3.3	0.0190	13	29	16.1	62.0	1.25	3420	74.0	75.5	77.0	0.61	0.74	0.83	1.47
		56	2.94	L	7.6	2.8	3.2	0.0842	17	37	26.2	52.0	1.15	1760	78.5	82.5	83.5	0.49	0.63	0.72	1.57
		56H	4.47	K	6.2	2.4	3.0	0.1951	26	57	38.8	50.0	1.15	1160	77.0	81.5	82.5	0.45	0.58	0.68	1.68
1.5	1.1	W56	2.27	K	8.0	3.3	3.6	0.0294	12	26	20.9	62.0	1.15	3420	82.5	84.0	84.0	0.65	0.78	0.85	1.93
		48	2.27	K	8.0	3.3	3.6	0.0294	12	26	20.9	62.0	1.15	3420	82.5	84.0	84.0	0.65	0.78	0.85	1.93
		56H	4.42	L	8.8	2.9	3.5	0.1296	14	31	36.8	52.0	1.15	1760	84.0	85.5	86.5	0.53	0.66	0.76	2.10
2	1.5	56H	2.95	K	8.9	2.2	3.3	0.1151	14	31	37.0	62.0	1.15	3510	84.0	85.5	85.5	0.77	0.86	0.91	2.42
		56H	5.96	K	7.7	2.6	3.2	0.1168	17	37	35.5	52.0	1.15	1740	85.5	86.5	86.5	0.61	0.74	0.81	2.69
3	2.2	56H	4.47	J	8.0	2.3	3.0	0.1279	9	20	43.7	62.0	1.15	3480	84.0	85.5	85.5	0.76	0.86	0.90	3.59
		56H	8.96	K	7.6	2.7	3.0	0.1419	12	26	43.0	52.0	1.15	1735	86.5	86.5	86.9	0.59	0.72	0.80	3.97

Data subject to change without notice.

Fractional - Three Phase - ODP - Standard Efficiency

Output		Frame	Full Load Torque (ft.lb)	Locked Rotor Current		Locked Rotor Torque Tl/Tn	Break-down Torque Tb/Tn	Inertia J (lb-ft2)	Allowable locked rotor time (s)		Weight (lb)	Sound dB(A)	Service Factor	460 V							
														Rated speed (rpm)	% of full load						Full load current In (A)
															Efficiency			Power Factor			
HP	kW			Code	Il/In				Hot	Cold					50	75	100	50	75	100	
0.16	0.12	W56	0.480	L	5.1	2.4	2.9	0.0240	43	95	13.5	50.0	1.15	1735	50.5	59.5	62.0	0.48	0.58	0.67	0.363
		48	0.480	L	5.1	2.4	2.9	0.0240	43	95	13.5	50.0	1.15	1735	50.5	59.5	62.0	0.48	0.58	0.67	0.363
		W56	0.730	J	3.9	1.9	2.5	0.0280	43	95	14.3	48.0	1.15	1135	46.0	55.0	59.5	0.45	0.56	0.65	0.389
		48	0.730	J	3.9	1.9	2.5	0.0280	43	95	14.3	48.0	1.15	1135	46.0	55.0	59.5	0.45	0.56	0.65	0.389
0.25	0.18	56	0.370	L	6.4	2.5	3.0	0.0389	60	132	17.2	68.0	1.15	3475	46.0	52.5	57.5	0.75	0.82	0.86	0.457
		W56	0.380	L	6.0	2.8	3.0	0.0126	34	75	13.5	65.0	1.15	3430	48.0	57.5	59.5	0.62	0.71	0.78	0.487
		48	0.380	L	6.0	2.8	3.0	0.0126	34	75	13.5	65.0	1.15	3430	48.0	57.5	59.5	0.62	0.71	0.78	0.487
		56	0.730	M	6.3	2.4	3.0	0.0453	38	84	18.1	52.0	1.15	1765	57.5	66.0	70.0	0.43	0.54	0.62	0.521
		W56	0.750	K	5.3	2.4	2.9	0.0280	30	66	14.3	50.0	1.15	1735	55.0	62.0	66.0	0.48	0.59	0.68	0.503
		48	0.750	K	5.3	2.4	2.9	0.0280	30	66	14.3	50.0	1.15	1735	55.0	62.0	66.0	0.48	0.59	0.68	0.503
		56	1.12	K	5.1	2.3	3.0	0.0710	46	101	19.0	50.0	1.15	1160	55.0	64.0	68.0	0.41	0.52	0.61	0.545
		W56	1.14	J	4.2	2.0	2.5	0.0358	26	57	16.1	48.0	1.15	1135	50.5	59.5	62.0	0.45	0.56	0.65	0.561
		48	1.14	J	4.2	2.0	2.5	0.0358	26	57	16.1	48.0	1.15	1135	50.5	59.5	62.0	0.45	0.56	0.65	0.561
0.33	0.25	56	0.490	L	6.4	2.5	3.0	0.0389	40	88	17.2	68.0	1.15	3485	48.0	57.5	62.0	0.72	0.79	0.84	0.602
		W56	0.500	L	6.1	2.9	3.0	0.0126	28	62	13.5	65.0	1.15	3425	52.5	59.5	62.0	0.60	0.70	0.77	0.657
		48	0.500	L	6.1	2.9	3.0	0.0126	28	62	13.5	65.0	1.15	3425	52.5	59.5	62.0	0.60	0.70	0.77	0.657
		56	0.970	M	7.1	2.3	3.0	0.0517	31	68	19.4	52.0	1.15	1765	64.0	72.0	74.0	0.47	0.58	0.68	0.624
		W56	0.990	K	5.4	2.3	2.7	0.0318	21	46	15.2	50.0	1.15	1730	57.5	64.0	68.0	0.48	0.60	0.70	0.659
		48	0.990	K	5.4	2.3	2.7	0.0318	21	46	15.2	50.0	1.15	1730	57.5	64.0	68.0	0.48	0.60	0.70	0.659
		56	1.47	L	5.5	2.4	3.0	0.0888	36	79	21.8	50.0	1.15	1160	59.5	68.0	70.0	0.42	0.53	0.62	0.723
		W56	1.51	H	4.1	1.8	2.3	0.0439	22	48	17.9	48.0	1.15	1130	55.0	62.0	64.0	0.48	0.59	0.69	0.711
		48	1.51	H	4.1	1.8	2.3	0.0439	22	48	17.9	48.0	1.15	1130	55.0	62.0	64.0	0.48	0.59	0.69	0.711
0.5	0.37	56	0.740	L	7.0	2.6	3.0	0.0453	35	77	19.0	68.0	1.15	3500	55.0	62.0	68.0	0.67	0.75	0.81	0.843
		W56	0.760	K	6.3	2.9	2.9	0.0147	20	44	14.3	65.0	1.15	3400	59.5	66.0	68.0	0.61	0.73	0.80	0.854
		48	0.760	K	6.3	2.9	2.9	0.0147	20	44	14.3	65.0	1.15	3400	59.5	66.0	68.0	0.61	0.73	0.80	0.854
		56	1.47	L	7.0	2.4	3.0	0.0584	20	44	20.9	52.0	1.15	1760	68.0	74.0	77.0	0.48	0.61	0.70	0.862
		W56	1.50	K	6.0	2.6	2.8	0.0399	16	35	17.0	50.0	1.15	1730	62.0	70.0	72.0	0.49	0.62	0.72	0.896
		48	1.50	K	6.0	2.6	2.8	0.0399	16	35	17.0	50.0	1.15	1730	62.0	70.0	72.0	0.49	0.62	0.72	0.896
		56	2.23	K	5.4	2.1	3.0	0.1065	22	48	24.7	50.0	1.15	1160	64.0	70.0	72.0	0.44	0.56	0.65	0.992
		W56	2.29	H	4.4	2.0	2.4	0.0558	17	37	20.7	48.0	1.15	1130	59.5	66.0	68.0	0.47	0.59	0.69	0.990
		48	2.29	H	4.4	2.0	2.4	0.0558	17	37	20.7	48.0	1.15	1130	59.5	66.0	68.0	0.47	0.59	0.69	0.990
0.75	0.55	56	1.12	K	7.0	2.5	2.9	0.0517	23	51	20.3	68.0	1.15	3475	62.0	68.0	72.0	0.70	0.79	0.85	1.13
		W56	1.14	K	6.9	3.0	3.0	0.0169	14	31	15.2	65.0	1.15	3400	66.0	70.0	72.0	0.64	0.76	0.83	1.16
		48	1.14	K	6.9	3.0	3.0	0.0169	14	31	15.2	65.0	1.15	3400	66.0	70.0	72.0	0.64	0.76	0.83	1.16
		56	2.21	K	6.9	2.4	3.0	0.0648	17	37	22.5	52.0	1.15	1755	72.0	77.0	78.5	0.48	0.61	0.72	1.22
		W56	2.25	K	6.5	2.7	2.9	0.0479	12	26	18.7	50.0	1.15	1730	68.0	74.0	75.5	0.52	0.65	0.75	1.22
		48	2.25	K	6.5	2.7	2.9	0.0479	12	26	18.7	50.0	1.15	1730	68.0	74.0	75.5	0.52	0.65	0.75	1.22
		56H	3.36	K	5.8	2.3	3.0	0.1331	21	46	29.5	50.0	1.15	1155	70.0	74.0	75.5	0.46	0.59	0.68	1.34
		56	3.36	K	5.8	2.3	3.0	0.1331	21	46	29.5	50.0	1.15	1155	70.0	74.0	75.5	0.46	0.59	0.68	1.34

continued on next page

Fractional - Three Phase - ODP - Standard Efficiency - *continued*

Output		Frame	Full Load Torque (ft.lb)	Locked Rotor Current		Locked Rotor Torque Tl/Tn	Break-down Torque Tb/Tn	Inertia J (lb-ft2)	Allowable locked rotor time (s)		Weight (lb)	Sound dB(A)	Service Factor	460 V							
														Rated speed (rpm)	% of full load						Full load current In (A)
															Efficiency			Power Factor			
HP	kW			Code	Il/In				Hot	Cold					50	75	100	50	75	100	
1	0.75	56	1.49	K	7.2	2.4	2.9	0.0643	24	53	23.4	68.0	1.15	3480	66.0	72.0	74.0	0.68	0.79	0.84	1.51
		W56	1.52	L	7.7	3.3	3.2	0.0211	11	24	17.0	65.0	1.15	3405	70.0	74.0	74.0	0.66	0.77	0.84	1.51
		48	1.52	L	7.7	3.3	3.2	0.0211	11	24	17.0	65.0	1.15	3405	70.0	74.0	74.0	0.66	0.77	0.84	1.51
		56	2.94	M	7.7	2.7	3.0	0.0842	12	26	26.9	52.0	1.15	1760	74.0	78.5	80.0	0.48	0.62	0.71	1.66
		W56	3.00	K	6.9	2.9	2.9	0.0598	9	20	21.6	50.0	1.15	1725	70.0	75.5	77.0	0.53	0.66	0.76	1.61
		48	3.00	K	6.9	2.9	2.9	0.0598	9	20	21.6	50.0	1.15	1725	70.0	75.5	77.0	0.53	0.66	0.76	1.61
		56H	4.52	J	5.6	2.1	2.6	0.1597	15	33	33.7	50.0	1.15	1145	72.0	75.5	77.0	0.50	0.63	0.73	1.67
		56	4.52	J	5.6	2.1	2.6	0.1597	15	33	33.7	50.0	1.15	1145	72.0	75.5	77.0	0.50	0.63	0.73	1.67
1.5	1.1	56	2.25	J	7.2	2.4	2.7	0.0771	12	26	26.0	68.0	1.15	3460	72.0	75.5	77.0	0.76	0.85	0.90	1.99
		W56	2.26	L	8.5	3.8	3.7	0.0294	9	20	20.7	65.0	1.15	3435	74.0	77.0	77.0	0.64	0.77	0.84	2.13
		48	2.26	L	8.5	3.8	3.7	0.0294	9	20	20.7	65.0	1.15	3435	74.0	77.0	77.0	0.64	0.77	0.84	2.13
		56H	4.44	K	7.5	2.5	3.0	0.1037	9	20	31.3	52.0	1.15	1750	77.0	80.0	81.5	0.54	0.67	0.76	2.23
		56	4.44	K	7.5	2.5	3.0	0.1037	9	20	31.3	52.0	1.15	1750	77.0	80.0	81.5	0.54	0.67	0.76	2.23
2	1.5	56H	2.98	K	7.7	2.3	2.9	0.0963	11	24	30.9	68.0	1.15	3475	75.5	78.5	80.0	0.76	0.86	0.90	2.62
		56	2.98	K	7.7	2.3	2.9	0.0963	11	24	30.9	68.0	1.15	3475	75.5	78.5	80.0	0.76	0.86	0.90	2.62
		56H	5.94	K	7.3	2.4	2.7	0.1232	8	18	35.9	52.0	1.15	1745	80.0	81.5	82.5	0.58	0.72	0.80	2.85
		56	5.94	K	7.3	2.4	2.7	0.1232	8	18	35.9	52.0	1.15	1745	80.0	81.5	82.5	0.58	0.72	0.80	2.85
3	2.2	56H	4.47	K	8.5	2.7	2.8	0.1279	6	13	38.1	68.0	1.15	3480	80.0	81.5	81.5	0.76	0.86	0.90	3.76
		56	4.47	K	8.5	2.7	2.8	0.1279	6	13	38.1	68.0	1.15	3480	80.0	81.5	81.5	0.76	0.86	0.90	3.76

Data subject to change without notice.

Cooling Tower Motors - Three Phase

Output		Frame	Full Load Torque (ft.lb)	Locked Rotor Current		Locked Rotor Torque Tl/Tn	Break-down Torque Tb/Tn	Inertia J (lb-ft2)	Allowable locked rotor time (s)		Weight (lb)	Sound dB(A)	Service Factor	460 V							
														Rated speed (rpm)	% of full load						Full load current In (A)
															Efficiency			Power Factor			
HP	kW			Code	Il/In				Hot	Cold					50	75	100	50	75	100	
1	0.75	143/5T	1.49	L	8.2	2.8	3.4	0.0332	22	48	36.4	68.0	1.25	3480	75.0	79.0	81.5	0.63	0.74	0.80	1.44
		143T	1.49	L	8.2	2.8	3.4	0.0332	22	48	36.4	68.0	1.25	3480	75.0	79.0	81.5	0.63	0.74	0.80	1.44
		143/5T	2.94	L	8.4	3.2	3.5	0.1172	18	40	40.8	51.0	1.25	1760	80.0	84.0	85.5	0.55	0.68	0.75	1.47
		143T	2.94	L	8.4	3.2	3.5	0.1172	18	40	40.8	51.0	1.25	1760	80.0	84.0	85.5	0.55	0.68	0.75	1.47
		143/5T	4.51	K	6.2	3.0	3.0	0.1595	28	62	52.9	49.0	1.25	1150	77.0	82.0	82.5	0.45	0.57	0.66	1.73
		182/4T	5.92	M	6.0	3.0	3.5	0.3991	22	48	94.8	50.0	1.25	875	74.0	77.0	78.5	0.32	0.42	0.52	2.30
		182T	5.92	M	6.0	3.0	3.5	0.3991	22	48	94.8	50.0	1.25	875	74.0	77.0	78.5	0.32	0.42	0.52	2.30
1.5	1.1	143/5T	2.23	L	8.9	3.5	3.8	0.0470	21	46	40.8	68.0	1.25	3490	81.5	84.0	84.0	0.70	0.80	0.84	1.96
		143T	2.23	L	8.9	3.5	3.8	0.0470	21	46	40.8	68.0	1.25	3490	81.5	84.0	84.0	0.70	0.80	0.84	1.96
		143/5T	4.43	L	8.4	2.5	3.4	0.1431	14	31	48.5	51.0	1.25	1755	82.5	85.5	86.5	0.60	0.70	0.79	2.02
		182/4T	6.64	M	7.8	3.2	4.0	0.4879	16	35	70.3	52.0	1.25	1170	84.0	86.5	87.5	0.45	0.54	0.62	2.54
		182T	6.64	M	7.8	3.2	4.0	0.4879	16	35	70.3	52.0	1.25	1170	84.0	86.5	87.5	0.45	0.54	0.62	2.54
		182/4T	9.04	J	5.5	2.5	2.6	0.5766	17	37	111	50.0	1.25	860	80.0	82.5	82.5	0.43	0.54	0.62	2.70
2	1.5	182T	2.94	L	9.5	2.9	4.8	0.1718	47	103	86.0	69.0	1.25	3530	78.5	84.0	85.5	0.68	0.79	0.84	2.62
		143/5T	2.98	L	8.9	3.5	3.8	0.0605	17	37	51.8	68.0	1.25	3475	82.5	85.5	85.5	0.71	0.80	0.86	2.56
		143/5T	5.92	K	8.0	2.7	3.2	0.1561	11	24	50.7	51.0	1.25	1750	85.5	86.5	86.5	0.57	0.70	0.79	2.76
		182/4T	8.89	L	7.5	3.0	3.0	0.6210	31	68	87.5	52.0	1.25	1165	86.5	88.5	88.5	0.46	0.58	0.66	3.23
		213/5T	11.8	M	7.6	2.4	2.9	1.79	39	86	149	52.0	1.25	875	82.5	84.0	85.5	0.45	0.55	0.65	3.39
		213T	11.8	M	7.6	2.4	2.9	1.79	39	86	149	52.0	1.25	875	82.5	84.0	85.5	0.45	0.55	0.65	3.39
3	2.2	182/4T	4.42	K	8.6	2.5	3.8	0.1889	41	90	88.2	69.0	1.25	3515	82.5	86.5	86.5	0.75	0.84	0.88	3.63
		182T	4.42	K	8.6	2.5	3.8	0.1889	41	90	88.2	69.0	1.25	3515	82.5	86.5	86.5	0.75	0.84	0.88	3.63
		145T	4.49	J	8.1	3.3	3.6	0.0605	14	31	51.8	68.0	1.25	3460	85.5	86.5	86.5	0.70	0.81	0.86	3.71
		182T	8.83	K	8.1	2.3	3.4	0.3401	23	51	90.4	56.0	1.25	1760	87.5	88.5	89.5	0.61	0.73	0.79	3.91
		182/4T	8.83	K	8.1	2.3	3.4	0.3401	23	51	90.4	56.0	1.25	1760	87.5	88.5	89.5	0.61	0.73	0.79	3.91
		213/5T	13.2	K	7.0	2.0	2.8	1.20	58	128	121	55.0	1.25	1175	86.5	88.5	89.5	0.50	0.63	0.70	4.41
		213T	13.3	K	7.0	2.0	2.8	1.20	58	128	121	55.0	1.25	1170	86.5	88.5	89.5	0.50	0.63	0.70	4.41
		213/5T	17.9	K	6.8	2.3	2.8	2.11	44	97	176	52.0	1.25	870	84.0	85.5	85.5	0.50	0.63	0.71	4.55
5	3.7	182/4T	7.40	J	7.6	2.3	3.5	0.2233	25	55	88.2	69.0	1.25	3500	86.5	88.5	88.5	0.76	0.85	0.89	5.90
		182/4T	14.8	J	7.5	2.3	3.2	0.4003	15	33	94.8	56.0	1.25	1755	88.5	89.5	89.5	0.62	0.74	0.80	6.45
		213/5T	22.1	J	6.8	1.7	2.6	1.47	57	125	162	55.0	1.25	1170	88.5	89.5	89.5	0.58	0.70	0.76	6.83
		254/6T	29.4	H	5.3	1.9	2.5	3.41	44	97	258	54.0	1.25	880	85.5	87.5	87.5	0.49	0.62	0.70	7.58
		254T	29.4	H	5.3	1.9	2.5	3.41	44	97	258	54.0	1.25	880	85.5	87.5	87.5	0.49	0.62	0.70	7.58

continued on next page

Cooling Tower Motors - Three Phase - *continued*

Output		Frame	Full Load Torque (ft.lb)	Locked Rotor Current		Locked Rotor Torque Tl/Tn	Break-down Torque Tb/Tn	Inertia J (lb-ft2)	Allowable locked rotor time (s)		Weight (lb)	Sound dB(A)	Service Factor	460 V							
														Rated speed (rpm)	% of full load						Full load current In (A)
															Efficiency			Power Factor			
HP	kW			Code	Il/In				Hot	Cold					50	75	100	50	75	100	
7.5	5.5	213/5T	11.0	H	7.2	2.1	3.0	0.4665	27	59	139	72.0	1.25	3520	87.5	89.5	89.5	0.75	0.84	0.88	8.76
		213T	11.0	H	7.2	2.1	3.0	0.4665	27	59	139	72.0	1.25	3520	87.5	89.5	89.5	0.75	0.84	0.88	8.76
		182/4T	11.1	J	8.2	2.7	3.3	0.2242	17	37	92.6	69.0	1.25	3485	88.5	89.5	89.5	0.75	0.84	0.88	8.76
		213/5T	22.0	H	7.1	2.2	3.1	1.34	20	44	154	58.0	1.25	1765	89.5	91.0	91.7	0.66	0.76	0.82	9.18
		213T	22.0	H	7.1	2.2	3.1	1.34	20	44	154	58.0	1.25	1765	89.5	91.0	91.7	0.66	0.76	0.82	9.18
		215T	22.0	H	7.1	2.2	3.1	1.34	20	44	154	58.0	1.25	1765	89.5	91.0	91.7	0.66	0.76	0.82	9.18
		254/6T	33.1	H	6.8	2.5	3.0	3.92	30	66	262	59.0	1.25	1175	89.5	90.2	91.0	0.63	0.74	0.80	9.48
		254T	33.1	H	6.8	2.5	3.0	3.92	30	66	262	59.0	1.25	1175	89.5	90.2	91.0	0.63	0.74	0.80	9.48
		254/6T	44.2	G	5.3	2.0	2.5	4.43	33	73	284	54.0	1.25	880	85.5	87.5	87.5	0.50	0.63	0.71	11.1
		284T	44.2	G	5.6	2.0	2.4	7.20	34	75	344	54.0	1.25	880	87.5	88.5	88.5	0.60	0.72	0.78	10.0
10	7.5	213/5T	14.7	H	7.2	2.2	2.9	0.6362	24	53	163	72.0	1.25	3520	89.5	90.2	90.2	0.79	0.87	0.90	11.6
		213/5T	29.4	H	6.4	2.0	3.0	1.51	17	37	172	58.0	1.25	1765	91.0	91.7	91.7	0.66	0.77	0.83	12.4
		254/6T	44.1	H	6.5	2.3	2.8	4.43	26	57	289	59.0	1.25	1175	90.2	91.0	91.0	0.63	0.74	0.78	13.3
		254T	44.1	H	6.5	2.3	2.8	4.43	26	57	289	59.0	1.25	1175	90.2	91.0	91.0	0.63	0.74	0.78	13.3
		256T	44.1	H	6.5	2.3	2.8	4.43	26	57	289	59.0	1.25	1175	90.2	91.0	91.0	0.63	0.74	0.78	13.3
		284/6T	58.9	G	5.6	2.0	2.4	7.20	32	70	373	54.0	1.25	880	89.5	90.2	90.2	0.61	0.72	0.78	13.4
		284T	58.9	G	5.6	2.0	2.4	7.20	32	70	373	54.0	1.25	880	89.5	90.2	90.2	0.61	0.72	0.78	13.4
15	11	254/6T	22.0	G	6.7	2.2	2.7	1.26	25	55	236	72.0	1.25	3530	89.5	91.0	91.0	0.77	0.85	0.88	17.2
		254T	22.0	G	6.7	2.2	2.7	1.26	25	55	236	72.0	1.25	3530	89.5	91.0	91.0	0.77	0.85	0.88	17.2
		213/5T	22.1	H	7.6	2.4	2.8	0.6362	14	31	163	72.0	1.25	3510	90.2	91.0	91.0	0.76	0.85	0.89	17.0
		254/6T	44.0	G	6.4	2.3	2.7	2.62	17	37	251	64.0	1.25	1765	91.0	91.7	92.4	0.68	0.78	0.83	18.0
		254T	44.0	G	6.4	2.3	2.7	2.62	17	37	251	64.0	1.25	1765	91.0	91.7	92.4	0.68	0.78	0.83	18.0
		256T	44.0	G	6.4	2.3	2.7	2.62	17	37	251	64.0	1.25	1765	91.0	91.7	92.4	0.68	0.78	0.83	18.0
		284T	66.1	G	6.4	2.3	2.7	7.85	20	44	379	59.0	1.25	1175	91.0	91.7	91.7	0.69	0.80	0.84	17.9
		284/6T	66.1	G	6.4	2.3	2.7	7.85	20	44	379	59.0	1.25	1175	91.0	91.7	91.7	0.69	0.80	0.84	17.9
		284/6T	88.3	G	5.5	2.0	2.3	8.18	25	55	417	54.0	1.25	880	85.5	90.0	90.2	0.62	0.72	0.78	19.6
20	15	254/6T	29.4	G	6.1	2.0	2.4	1.54	21	46	269	72.0	1.25	3520	91.0	91.7	91.0	0.82	0.87	0.89	23.2
		256T	29.4	G	6.1	2.0	2.4	1.54	21	46	269	72.0	1.25	3520	91.0	91.7	91.0	0.82	0.87	0.89	23.2
		254/6T	58.7	H	6.9	2.3	2.7	3.10	15	33	291	64.0	1.25	1765	91.7	92.4	93.0	0.68	0.79	0.84	24.1
		284T	58.7	G	6.0	2.3	2.6	5.11	27	59	370	64.0	1.25	1765	92.4	93.0	93.0	0.70	0.80	0.84	24.1
		284/6T	88.2	G	6.2	2.3	2.6	9.16	16	35	426	59.0	1.25	1175	91.0	91.7	91.7	0.70	0.80	0.85	24.2
		324/6T	118	G	5.0	1.9	2.2	9.37	27	59	452	56.0	1.25	880	89.5	91.0	91.0	0.54	0.66	0.73	28.3
		324T	118	G	5.0	1.9	2.2	9.37	27	59	452	56.0	1.25	880	89.5	91.0	91.0	0.54	0.66	0.73	28.3

continued on next page

Data subject to change without notice.

Cooling Tower Motors - Three Phase - *continued*

Output		Frame	Full Load Torque (ft.lb)	Locked Rotor Current		Locked Rotor Torque Tl/Tn	Break-down Torque Tb/Tn	Inertia J (lb-ft2)	Allowable locked rotor time (s)		Weight (lb)	Sound dB(A)	Service Factor	460 V							
														Rated speed (rpm)	% of full load						Full load current In (A)
															Efficiency			Power Factor			
HP	kW			Code	Il/In				Hot	Cold					50	75	100	50	75	100	
25	18.5	284/6TS	36.6	G	6.3	2.0	2.5	2.69	17	37	362	72.0	1.25	3535	91.0	91.7	91.7	0.82	0.87	0.89	28.5
		284TS	36.6	G	6.3	2.0	2.5	2.69	17	37	362	72.0	1.25	3535	91.0	91.7	91.7	0.82	0.87	0.89	28.5
		284T	73.4	G	6.2	2.4	2.7	5.11	24	53	388	64.0	1.25	1765	92.4	93.0	93.6	0.70	0.80	0.84	29.5
		284/6T	73.4	G	6.2	2.4	2.7	5.11	24	53	388	64.0	1.25	1765	92.4	93.0	93.6	0.70	0.80	0.84	29.5
		324/6T	110	G	6.2	2.1	2.6	11.5	26	57	560	62.0	1.25	1180	91.7	93.0	93.0	0.65	0.77	0.82	30.4
		324T	110	G	6.2	2.1	2.6	11.5	26	57	560	62.0	1.25	1180	91.7	93.0	93.0	0.65	0.77	0.82	30.4
		326T	110	G	6.2	2.1	2.6	11.5	26	57	560	62.0	1.25	1180	91.7	93.0	93.0	0.65	0.77	0.82	30.4
		324/6T	147	G	5.2	2.0	2.3	11.9	23	51	509	56.0	1.25	880	89.5	91.0	91.0	0.51	0.64	0.71	35.9
		326T	147	G	5.2	2.0	2.3	11.9	23	51	509	56.0	1.25	880	89.5	91.0	91.0	0.51	0.64	0.71	35.9
30	22	284/6TS	44.0	G	6.3	2.0	2.5	3.37	15	33	392	72.0	1.25	3535	91.7	91.7	91.7	0.82	0.87	0.89	33.8
		324T	87.6	G	6.2	2.1	2.4	8.18	26	57	463	66.0	1.25	1775	92.4	93.6	93.6	0.72	0.81	0.84	35.1
		284/6T	88.1	G	6.1	2.4	2.4	5.85	20	44	437	64.0	1.25	1765	93.0	93.0	93.6	0.70	0.80	0.84	35.1
		324/6T	132	G	6.2	2.3	2.6	13.2	21	46	628	62.0	1.25	1180	91.7	93.0	93.0	0.65	0.76	0.82	36.2
		326T	132	G	6.2	2.3	2.6	13.2	21	46	628	62.0	1.25	1180	91.7	93.0	93.0	0.65	0.76	0.82	36.2
		364/5T	132	G	6.2	1.9	2.4	13.2	27	59	781	66.0	1.25	1180	93.0	93.6	93.0	0.72	0.81	0.85	34.9
		364/5T	177	G	6.2	1.7	2.4	23.5	20	44	803	60.0	1.25	880	92.4	92.4	92.4	0.63	0.74	0.80	37.0
40	30	324/6TS	58.3	G	6.3	2.3	2.4	4.90	22	48	547	78.0	1.25	3555	91.7	92.4	92.4	0.82	0.87	0.89	45.8
		324TS	58.3	G	6.3	2.3	2.4	4.90	22	48	547	78.0	1.25	3555	91.7	92.4	92.4	0.82	0.87	0.89	45.8
		324/6T	117	G	6.1	2.2	2.4	9.16	20	44	492	66.0	1.25	1775	93.6	94.1	94.1	0.72	0.80	0.85	47.1
		324T	117	G	6.1	2.2	2.4	9.16	20	44	492	66.0	1.25	1775	93.6	94.1	94.1	0.72	0.80	0.85	47.1
		326T	117	G	6.1	2.2	2.4	9.16	20	44	492	66.0	1.25	1775	93.6	94.1	94.1	0.72	0.80	0.85	47.1
		364/5T	175	G	6.4	2.0	2.4	29.0	21	46	833	66.0	1.25	1185	93.6	93.6	94.1	0.73	0.82	0.86	46.5
		364/5T	235	H	6.7	1.7	2.3	29.0	18	40	875	60.0	1.25	880	92.4	93.0	92.4	0.66	0.76	0.81	50.3
50	37	324/6TS	73.0	F	6.2	2.2	2.3	5.75	23	51	584	78.0	1.25	3550	93.0	93.0	93.0	0.83	0.87	0.89	56.1
		326TS	73.0	F	6.2	2.2	2.3	5.75	23	51	584	78.0	1.25	3550	93.0	93.0	93.0	0.83	0.87	0.89	56.1
		324/6T	146	G	6.2	2.3	2.7	9.16	15	33	536	66.0	1.25	1775	93.0	94.1	94.5	0.66	0.77	0.83	59.2
		364/5T	220	G	6.4	2.0	2.4	32.4	18	40	869	66.0	1.25	1180	93.6	94.1	94.1	0.74	0.83	0.86	57.4
		404/5T	220	G	6.3	2.0	2.4	32.4	20	44	975	68.0	1.25	1180	93.6	94.1	94.1	0.73	0.82	0.85	58.1
		404/5T	294	H	6.8	1.7	2.6	34.6	15	33	1012	60.0	1.25	880	93.0	93.0	93.0	0.68	0.78	0.83	60.0
60	45	364/5TS	87.3	G	6.6	2.0	2.6	10.6	14	31	825	79.0	1.25	3560	91.7	93.0	93.6	0.81	0.88	0.90	67.0
		404/5TS	87.4	G	6.5	2.0	2.5	10.6	22	48	911	79.0	1.25	3555	91.7	93.0	93.6	0.82	0.88	0.90	67.0
		364/5T	175	G	6.6	2.4	2.6	22.4	15	33	869	67.0	1.25	1775	94.1	94.5	95.0	0.75	0.83	0.87	68.3
		404/5T	262	H	7.1	2.0	2.3	36.9	20	44	1036	68.0	1.25	1185	94.1	94.5	94.5	0.74	0.82	0.86	69.5
		404/5T	353	H	6.5	1.8	2.7	40.2	13	29	1111	60.0	1.25	880	93.0	93.0	93.0	0.68	0.78	0.83	73.0
75	55	364/5TS	109	G	6.7	2.0	2.6	11.9	10	22	847	79.0	1.25	3555	92.4	93.6	93.6	0.83	0.88	0.90	81.9
		364/5T	219	G	6.4	2.4	2.6	23.3	14	31	919	67.0	1.25	1775	94.5	95.0	95.4	0.73	0.82	0.86	84.1
		404/5T	329	G	6.4	2.0	2.3	40.2	17	37	1089	68.0	1.25	1180	94.1	94.5	94.5	0.74	0.83	0.86	84.9
		444/5T	437	G	6.0	1.8	2.1	73.6	18	40	1444	63.0	1.25	890	93.0	93.6	93.6	0.64	0.74	0.79	93.0

continued on next page

Cooling Tower Motors - Three Phase - *continued*

Output		Frame	Full Load Torque (ft.lb)	Locked Rotor Current		Locked Rotor Torque Tl/Tn	Break-down Torque Tb/Tn	Inertia J (lb-ft2)	Allowable locked rotor time (s)		Weight (lb)	Sound dB(A)	Service Factor	460 V							
														Rated speed (rpm)	% of full load						Full load current In (A)
															Efficiency			Power Factor			
HP	kW			Code	Il/In				Hot	Cold					50	75	100	50	75	100	
100	75	404/5TS	146	G	6.5	2.0	2.4	13.2	14	31	1045	79.0	1.25	3545	93.0	94.1	94.1	0.85	0.90	0.91	110
		404/5T	292	H	7.3	2.4	2.6	29.9	13	29	1140	68.0	1.25	1775	95.0	95.0	95.4	0.77	0.84	0.88	111
		444/5T	437	G	6.2	2.2	2.6	87.3	20	44	1577	69.0	1.25	1185	94.5	95.0	95.0	0.68	0.78	0.82	121
		444/5T	582	G	6.0	1.9	2.2	87.3	15	33	1599	63.0	1.25	890	93.6	94.1	94.1	0.63	0.74	0.79	127
125	90	444/5TS	181	G	6.6	2.0	2.5	33.5	29	64	1599	81.0	1.15	3570	93.6	94.5	95.0	0.82	0.87	0.89	134
		444/5T	364	G	6.5	2.0	2.3	57.2	27	59	1590	73.0	1.15	1780	95.0	95.4	95.4	0.74	0.82	0.85	139
		444/5T	547	G	6.4	2.1	2.4	104	19	42	1751	69.0	1.15	1185	95.0	95.4	95.0	0.70	0.79	0.83	143
		504/5T	728	F	5.8	1.8	2.0	104	23	51	2110	66.0	1.15	890	94.5	94.5	94.5	0.66	0.76	0.80	149
		445/7T	728	G	6.0	1.8	2.1	104	17	37	1887	63.0	1.15	890	94.5	94.5	94.5	0.64	0.74	0.79	151
150	110	444/5TS	218	G	6.5	1.8	2.4	39.1	22	48	1709	81.0	1.15	3570	94.1	95.0	95.0	0.83	0.88	0.89	163
		444/5T	437	G	6.6	2.0	2.5	66.7	27	59	1676	73.0	1.15	1780	95.4	95.8	95.8	0.74	0.82	0.85	170
		504/5T	653	G	6.2	2.3	2.5	134	29	64	2249	70.0	1.15	1190	94.5	95.4	95.8	0.67	0.78	0.82	176
		445/7T	656	G	6.2	2.4	2.6	134	20	44	2042	69.0	1.15	1185	95.0	95.4	95.8	0.67	0.78	0.82	176
		504/5T	873	F	5.8	1.8	2.0	125	21	46	2293	66.0	1.15	890	94.5	94.5	94.5	0.68	0.77	0.81	180
		445/7T	873	G	6.0	1.9	2.1	125	15	33	2042	63.0	1.15	890	94.5	94.5	94.5	0.64	0.74	0.79	185
200	150	447/9TS	290	G	6.5	2.0	2.5	44.7	17	37	2168	81.0	1.15	3575	94.1	95.0	95.4	0.81	0.87	0.89	222
		504/5TS	290	G	6.8	2.0	2.7	44.7	17	37	2168	81.0	1.15	3575	94.1	95.0	95.4	0.81	0.87	0.89	222
		445/7TS	290	G	6.5	2.1	2.3	44.7	14	31	1914	81.0	1.15	3570	95.0	95.4	95.4	0.86	0.89	0.90	219
		504/5T	579	G	6.3	2.2	2.2	76.2	22	48	2273	75.0	1.15	1790	95.4	96.2	96.2	0.75	0.83	0.86	228
		445/7T	580	G	6.8	2.3	2.5	76.2	16	35	2095	73.0	1.15	1785	95.8	96.2	96.2	0.73	0.82	0.85	230
		444/5T	580	G	6.8	2.3	2.5	76.2	16	35	2095	73.0	1.15	1785	95.8	96.2	96.2	0.73	0.82	0.85	230
		447/9T	582	G	6.8	2.4	2.5	76.2	16	35	1899	75.0	1.15	1780	95.4	96.2	96.2	0.73	0.82	0.85	230
		447/9T	871	G	6.6	2.3	2.4	145	15	33	2247	70.0	1.15	1190	95.0	95.4	95.8	0.68	0.79	0.83	237
		504/5T	871	G	6.2	2.2	2.3	145	21	46	2459	70.0	1.15	1190	95.0	95.4	95.8	0.70	0.80	0.83	237
		445/7T	874	G	6.3	2.3	2.4	145	15	33	2247	69.0	1.15	1185	95.0	95.4	95.8	0.68	0.79	0.83	237
		586/7T	1158	G	6.3	1.4	2.1	350	40	88	3334	75.0	1.15	895	95.0	95.4	95.4	0.65	0.75	0.80	247
		447/9T	1164	H	6.4	2.0	2.2	161	13	29	2509	66.0	1.15	890	94.5	95.0	95.0	0.62	0.73	0.78	254
250	185	504/5TS	362	G	7.0	2.0	2.4	50.3	23	51	2388	81.0	1.15	3575	95.0	95.8	95.8	0.85	0.89	0.90	269
		445/7TS	363	F	6.5	2.1	2.3	50.3	18	40	2159	81.0	1.15	3565	95.4	95.8	95.8	0.87	0.90	0.91	266
		447/9TS	363	F	6.5	2.0	2.2	50.3	18	40	2159	81.0	1.15	3565	95.4	95.8	95.8	0.87	0.90	0.91	266
		504/5T	726	G	6.5	2.3	2.2	89.6	20	44	2450	75.0	1.15	1785	95.8	96.2	96.2	0.78	0.85	0.87	277
		445/7T	728	G	6.5	2.3	2.4	89.6	15	33	2079	73.0	1.15	1780	95.8	96.2	96.2	0.75	0.83	0.86	281
		447/9T	728	G	6.5	2.3	2.4	89.6	15	33	2079	75.0	1.15	1780	95.8	96.2	96.2	0.75	0.83	0.86	281
		586/7T	1088	G	6.1	1.9	2.1	226	30	66	3206	77.0	1.15	1190	95.0	95.4	95.8	0.68	0.77	0.81	299
		447/9T	1093	G	6.1	2.4	2.4	145	12	26	2538	70.0	1.15	1185	95.0	95.4	95.8	0.68	0.79	0.83	292
		586/7T	1447	G	6.2	1.4	2.1	395	40	88	3649	75.0	1.15	895	95.4	95.8	95.8	0.66	0.76	0.81	299
		L447/9T	1455	G	6.0	2.0	2.3	255	24	53	3550	64.0	1.15	890	95.4	95.4	95.4	0.65	0.75	0.79	308

continued on next page

Data subject to change without notice.

Cooling Tower Motors - Three Phase - *continued*

Output		Frame	Full Load Torque (ft.lb)	Locked Rotor Current		Locked Rotor Torque Tl/Tn	Break-down Torque Tb/Tn	Inertia J (lb-ft2)	Allowable locked rotor time (s)		Weight (lb)	Sound dB(A)	Service Factor	460 V							
														Rated speed (rpm)	% of full load						Full load current In (A)
															Efficiency			Power Factor			
HP	kW			Code	Il/In				Hot	Cold					50	75	100	50	75	100	
300	220	586/7TS	434	F	6.5	1.6	2.2	123	35	77	3382	84.0	1.15	3580	95.0	95.8	95.8	0.87	0.90	0.91	317
		447/9TS	435	G	6.8	2.1	2.4	58.1	14	31	2545	81.0	1.15	3570	95.4	95.8	95.8	0.86	0.89	0.90	320
		586/7T	868	G	6.8	2.3	2.3	161	19	42	3080	78.0	1.15	1790	95.4	96.2	96.2	0.77	0.84	0.86	334
		447/9T	873	G	6.5	2.3	2.3	89.6	16	35	2381	75.0	1.15	1780	95.8	96.2	96.2	0.77	0.84	0.87	330
		447/9T	1306	J	7.7	2.7	3.0	145	10	22	2613	70.0	1.15	1190	95.4	95.8	95.8	0.63	0.75	0.81	356
		586/7T	1306	G	6.0	2.0	2.0	277	30	66	3495	77.0	1.15	1190	95.4	95.8	95.8	0.69	0.78	0.81	356
		586/7T	1737	H	6.7	1.5	2.2	451	40	88	4035	75.0	1.15	895	95.4	95.8	95.8	0.66	0.77	0.81	356
		L447/9T*	1746	G	6.3	2.2	2.4	285	16	35	3704	64.0	1.15	890	95.4	95.4	95.4	0.62	0.73	0.78	371
350	260	586/7TS	507	G	6.6	1.6	2.3	136	28	62	3621	84.0	1.15	3580	95.4	96.2	96.2	0.86	0.90	0.91	373
		447/9TS	508	G	7.0	2.4	2.5	68.1	10	22	2701	81.0	1.15	3570	95.4	96.2	96.2	0.85	0.89	0.90	377
		586/7T	1013	G	6.4	2.0	2.0	179	23	51	2675	78.0	1.15	1790	95.8	96.2	96.2	0.76	0.84	0.86	394
		447/9T	1019	G	6.4	2.5	2.4	118	14	31	2675	75.0	1.15	1780	95.8	96.2	96.2	0.77	0.84	0.86	394
		586/7T	1524	G	6.0	2.0	2.1	328	29	64	3784	77.0	1.15	1190	95.4	95.8	95.8	0.67	0.77	0.81	421
		L447/9T	1524	H	6.9	2.5	2.7	278	23	51	3574	71.0	1.15	1190	95.4	95.8	95.8	0.66	0.77	0.82	415
		586/7T	2026	G	6.4	1.6	2.3	484	34	75	4309	75.0	1.00	895	95.4	95.8	95.8	0.64	0.75	0.80	426
400	300	586/7TS	579	G	6.8	1.8	2.2	122	48	106	3749	84.0	1.15	3580	95.8	96.2	96.2	0.88	0.90	0.91	430
		L447/9TS	580	G	6.7	2.2	2.5	91.9	25	55	3158	88.0	1.15	3575	95.4	95.8	95.8	0.85	0.90	0.91	432
		586/7T	1158	G	6.3	2.0	2.2	179	19	42	3455	78.0	1.15	1790	95.8	96.2	96.2	0.78	0.85	0.86	455
		L447/9T	1158	H	7.0	2.5	2.6	136	21	46	3285	79.0	1.15	1790	95.4	95.8	96.2	0.74	0.82	0.86	455
		586/7T	1741	G	6.0	2.2	2.1	368	29	64	4115	77.0	1.15	1190	95.4	95.8	96.2	0.67	0.77	0.81	483
		L447/9T*	1741	H	6.9	2.4	2.5	278	13	29	3682	71.0	1.15	1190	95.4	95.8	95.8	0.68	0.78	0.82	477
		588/9T	2315	H	6.7	1.5	2.4	537	25	55	4851	75.0	1.00	895	95.0	95.6	95.7	0.62	0.73	0.79	498
450	330	586/7TS	651	F	6.6	2.0	2.3	132	34	75	3918	84.0	1.15	3580	95.8	96.2	96.2	0.88	0.90	0.91	473
		L447/9TS	652	G	7.2	2.4	2.6	100	26	57	3268	88.0	1.00	3575	95.4	95.8	95.8	0.84	0.89	0.91	475
		586/7T	1302	G	6.4	2.2	2.1	213	16	35	3640	78.0	1.15	1790	95.8	96.2	96.2	0.78	0.83	0.85	507
		L447/9T	1306	G	6.9	2.6	2.5	152	22	48	3396	79.0	1.15	1785	95.4	96.2	96.2	0.74	0.83	0.86	501
		586/7T	1959	G	6.1	2.1	2.1	368	25	55	4384	77.0	1.00	1190	95.8	96.2	96.2	0.67	0.77	0.81	532
		588/9T	2605	G	6.6	1.6	2.3	617	27	59	5281	75.0	1.00	895	95.2	95.7	95.8	0.65	0.75	0.81	534
500	370	586/7TS	724	G	6.8	2.2	2.4	143	39	86	4086	84.0	1.15	3580	95.8	96.2	96.2	0.88	0.90	0.91	530
		586/7T	1447	G	6.5	2.2	2.3	256	16	35	3912	78.0	1.00	1790	95.8	96.2	96.2	0.80	0.85	0.87	555
		L447/9T*	1451	H	7.2	2.5	2.6	160	22	48	3462	79.0	1.00	1785	95.4	96.2	96.2	0.73	0.82	0.86	561
		586/7T	2177	G	6.0	2.2	2.1	368	25	55	4403	77.0	1.00	1190	95.8	96.2	96.2	0.66	0.76	0.80	603
550	400	588/9TS	795	G	7.4	2.3	2.7	155	33	73	4410	89.0	1.00	3585	96.0	96.5	96.5	0.84	0.89	0.90	578
		586/7T	1592	G	7.1	2.2	2.5	236	16	35	4335	78.0	1.00	1790	96.2	96.4	96.5	0.74	0.82	0.86	605
		588/9T	2395	G	6.5	2.2	2.3	389	30	66	4734	77.0	1.00	1190	95.2	96.0	96.1	0.63	0.74	0.79	661
600	440	588/9TS	867	H	7.4	2.3	2.7	155	33	73	4410	89.0	1.00	3585	96.0	96.5	96.5	0.84	0.89	0.90	650
		586/7T	1737	G	7.1	2.3	2.5	236	16	35	4335	78.0	1.00	1790	96.2	96.4	96.5	0.74	0.82	0.86	665
		588/9T	2612	H	6.5	2.2	2.3	449	31	68	5173	77.0	1.00	1190	95.4	96.1	96.2	0.63	0.74	0.79	743
650	480	588/9TS	939	G	7.1	2.0	2.4	176	56	123	4635	89.0	1.00	3585	96.1	96.6	96.6	0.86	0.90	0.91	685
		588/9T	1881	H	7.4	2.5	2.7	301	22	48	4395	81.0	1.00	1790	96.0	96.5	96.6	0.71	0.81	0.85	734
700	515.2	588/9TS*	1012	G	7.2	2.3	2.5	183	34	75	4805	89.0	1.00	3585	96.2	96.6	96.6	0.86	0.90	0.91	736
		588/9T	2026	G	6.5	2.5	2.2	335	23	51	4584	81.0	1.00	1790	96.2	96.5	96.6	0.76	0.81	0.85	788
750	550	588/9T	2171	G	7.0	2.4	2.5	347	29	64	4952	81.0	1.00	1790	96.3	96.6	96.7	0.70	0.80	0.85	840

Close-Coupled Pump - JM - Three Phase - TEFC - Rolled Steel

Output		Frame	Full Load Torque (ft.lb)	Locked Rotor Current		Locked Rotor Torque Tl/Tn	Break-down Torque Tb/Tn	Inertia J (lb-ft2)	Allowable locked rotor time (s)		Weight (lb)	Sound dB(A)	Service Factor	460 V							
														Rated speed (rpm)	% of full load						Full load current In (A)
															Efficiency			Power Factor			
HP	kW			Code	Il/In				Hot	Cold					50	75	100	50	75	100	
1	0.75	143/5JM	1.48	K	7.8	2.0	3.0	0.0643	22	48	26.2	68.0	1.15	3510	72.0	77.0	78.5	0.65	0.76	0.83	1.44
		143/5JM	2.94	M	8.6	2.8	3.0	0.1232	19	42	37.9	52.0	1.15	1765	82.5	84.0	85.5	0.52	0.66	0.75	1.47
		143/5JM	4.52	J	5.8	2.3	2.8	0.1597	31	68	38.6	49.0	1.15	1145	80.0	82.5	82.5	0.50	0.63	0.72	1.58
1.5	1.1	143/5JM	2.21	L	9.1	2.3	3.0	0.1023	17	37	34.2	68.0	1.15	3520	80.0	82.5	84.0	0.71	0.82	0.88	1.87
		143/5JM	4.44	K	8.2	2.7	3.0	0.1101	21	46	37.9	52.0	1.15	1750	85.5	86.5	86.5	0.59	0.72	0.79	2.02
		182/4JM	6.64	K	6.9	2.4	3.4	0.2800	55	121	65.9	52.0	1.15	1170	84.0	86.5	87.5	0.50	0.63	0.71	2.22
2	1.5	143/5JM	2.94	L	9.9	2.5	3.0	0.1279	13	29	40.1	68.0	1.15	3520	82.5	85.5	85.5	0.73	0.83	0.89	2.47
		143/5JM	5.94	K	8.2	2.7	3.0	0.1296	15	33	42.3	52.0	1.15	1745	85.5	87.5	86.5	0.60	0.73	0.80	2.72
		182/4JM	8.86	K	7.5	2.6	3.7	0.3424	44	97	76.1	52.0	1.15	1170	84.0	86.5	88.5	0.50	0.62	0.71	3.00
3	2.2	182/4JM	4.42	K	8.8	2.2	3.0	0.1564	22	48	63.5	68.0	1.15	3515	84.0	86.5	86.5	0.71	0.82	0.87	3.67
		182/4JM	8.81	K	8.8	2.2	3.0	0.4017	18	40	80.3	56.0	1.15	1765	87.5	88.5	89.5	0.61	0.74	0.81	3.81
		213/5JM	13.2	H	6.4	2.3	2.9	1.08	46	101	130	55.0	1.15	1175	85.5	88.5	89.5	0.55	0.67	0.74	4.17
5	3.7	182/4JM	7.40	J	7.8	2.2	3.0	0.2079	17	37	78.5	68.0	1.15	3500	87.5	88.5	88.5	0.76	0.85	0.89	5.90
		182/4JM	14.8	J	7.0	2.2	3.0	0.3080	16	35	71.4	56.0	1.15	1750	88.5	89.5	89.5	0.60	0.73	0.80	6.49
		213/5JM	22.0	H	6.0	2.2	2.5	1.26	30	66	144	55.0	1.15	1175	87.5	88.5	89.5	0.59	0.71	0.77	6.74
7.5	5.5	213/5JM	11.0	H	7.6	2.6	3.0	0.5496	15	33	133	70.0	1.15	3530	87.5	88.5	89.5	0.76	0.85	0.89	8.67
		213/5JM	22.0	H	7.3	2.6	3.0	0.9380	22	48	120	60.0	1.15	1770	90.2	91.0	91.7	0.64	0.76	0.82	9.07
		254/6JM	33.1	G	5.4	2.0	2.3	2.34	42	92	204	59.0	1.15	1175	89.5	89.5	91.0	0.58	0.70	0.76	9.98
10	7.5	213/5JM	14.7	H	7.5	2.6	3.0	0.7188	12	26	161	70.0	1.15	3530	89.5	90.2	90.2	0.80	0.88	0.91	11.5
		213/5JM	29.4	H	7.0	2.5	3.0	1.07	15	33	130	60.0	1.15	1760	91.0	91.0	91.7	0.67	0.78	0.84	12.2
		254/6JM	44.1	G	5.4	2.1	2.3	2.83	30	66	234	59.0	1.15	1175	90.2	91.0	91.0	0.57	0.69	0.75	13.8
15	11	254/6JM	22.0	G	6.8	2.0	3.0	0.8718	14	31	175	75.0	1.15	3525	89.5	91.0	91.0	0.73	0.83	0.87	17.4
		254/6JM	43.9	G	6.5	2.5	3.0	2.15	19	42	197	68.0	1.15	1770	91.0	92.4	92.4	0.64	0.76	0.82	18.2
20	15	254/6JM	29.5	G	6.6	2.0	2.9	1.22	12	26	211	75.0	1.15	3515	90.0	91.0	91.0	0.81	0.88	0.91	22.7
		254/6JM	58.7	H	6.7	2.7	3.0	2.64	16	35	227	68.0	1.15	1765	91.7	92.4	93.0	0.66	0.77	0.82	24.7
25	18.5	254/6JM	36.7	J	8.3	2.4	3.4	1.31	8	18	221	75.0	1.15	3530	91.0	91.7	91.7	0.77	0.85	0.89	28.5

Data subject to change without notice.

Close-Coupled Pump - JM - Three Phase - TEFC - Cast Iron

Output		Frame	Full Load Torque (ft.lb)	Locked Rotor Current		Locked Rotor Torque Tl/Tn	Break-down Torque Tb/Tn	Inertia J (lb-ft2)	Allowable locked rotor time (s)		Weight (lb)	Sound dB(A)	Service Factor	460 V							
														Rated speed (rpm)	% of full load						Full load current In (A)
															Efficiency			Power Factor			
HP	kW			Code	Il/In				Hot	Cold					50	75	100	50	75	100	
1	0.75	143/5JM	1.49	L	8.2	2.8	3.4	0.0332	22	48	36.4	68.0	1.25	3480	75.0	79.0	81.5	0.63	0.74	0.80	1.44
		143/5JM	2.94	L	8.4	3.2	3.5	0.1172	18	40	40.8	51.0	1.25	1760	80.0	84.0	85.5	0.55	0.68	0.75	1.47
		143/5JM	4.51	K	6.2	2.6	3.0	0.1595	28	62	52.9	49.0	1.25	1150	77.0	82.0	82.5	0.45	0.57	0.66	1.73
1.5	1.1	143/5JM	2.23	L	8.9	3.5	3.8	0.0470	21	46	40.8	68.0	1.25	3490	81.5	84.0	84.0	0.70	0.80	0.84	1.96
		143/5JM	4.43	L	8.4	2.5	3.4	0.1431	14	31	48.5	51.0	1.25	1755	82.5	85.5	86.5	0.60	0.70	0.79	2.02
		182/4JM	6.64	M	7.8	3.2	4.0	0.4879	16	35	70.3	52.0	1.25	1170	84.0	86.5	87.5	0.45	0.54	0.62	2.54
2	1.5	143/5JM	2.98	L	8.9	3.5	3.8	0.0605	17	37	51.8	68.0	1.25	3475	82.5	85.5	85.5	0.71	0.80	0.86	2.56
		143/5JM	5.92	K	8.0	2.7	3.2	0.1561	11	24	50.7	51.0	1.25	1750	85.5	86.5	86.5	0.57	0.70	0.79	2.76
		182/4JM	8.89	L	7.5	3.0	3.0	0.6210	31	68	87.5	52.0	1.25	1165	86.5	88.5	88.5	0.46	0.58	0.66	3.23
3	2.2	182/4JM	4.42	K	8.6	2.5	3.8	0.1889	41	90	88.2	69.0	1.25	3515	82.5	86.5	86.5	0.75	0.84	0.88	3.63
		182/4JM	8.83	K	8.1	2.3	3.4	0.3401	23	51	90.4	56.0	1.25	1760	87.5	88.5	89.5	0.61	0.73	0.79	3.91
		213/5JM	13.2	K	7.0	2.0	2.8	1.20	58	128	121	55.0	1.25	1175	86.5	88.5	89.5	0.50	0.63	0.70	4.41
5	3.7	182/4JM	7.40	J	7.6	2.3	3.5	0.2233	25	55	88.2	69.0	1.25	3500	86.5	88.5	88.5	0.76	0.85	0.89	5.90
		182/4JM	14.8	J	7.5	2.3	3.2	0.4003	15	33	94.8	56.0	1.25	1755	88.5	89.5	89.5	0.62	0.74	0.80	6.45
		213/5JM	22.1	J	6.8	1.7	2.6	1.47	57	125	162	55.0	1.25	1170	88.5	89.5	89.5	0.58	0.70	0.76	6.83
7.5	5.5	213/5JM	11.0	H	7.2	2.1	3.0	0.4665	27	59	139	72.0	1.25	3520	87.5	89.5	89.5	0.75	0.84	0.88	8.76
		213JM	22.0	H	7.1	2.2	3.1	1.34	20	44	154	58.0	1.25	1765	89.5	91.0	91.7	0.66	0.76	0.82	9.18
		213/5JM	22.0	H	7.1	2.2	3.1	1.34	20	44	154	58.0	1.25	1765	89.5	91.0	91.7	0.66	0.76	0.82	9.18
		254/6JM	33.1	H	6.8	2.5	3.0	3.92	30	66	262	59.0	1.25	1175	89.5	90.2	91.0	0.63	0.74	0.80	9.48
10	7.5	213/5JM	14.7	H	7.2	2.2	2.9	0.6362	24	53	163	72.0	1.25	3520	89.5	90.2	90.2	0.79	0.87	0.90	11.6
		213/5JM	29.4	H	6.4	2.0	3.0	1.51	17	37	172	58.0	1.25	1765	91.0	91.7	91.7	0.66	0.77	0.83	12.4
		215JM	29.4	H	6.4	2.0	3.0	1.51	17	37	172	58.0	1.25	1765	91.0	91.7	91.7	0.66	0.77	0.83	12.4
		254/6JM	44.1	H	6.5	2.3	2.8	4.43	26	57	289	59.0	1.25	1175	90.2	91.0	91.0	0.63	0.74	0.78	13.3
15	11	254/6JM	22.0	G	6.7	2.2	2.7	1.26	25	55	236	72.0	1.25	3530	89.5	91.0	91.0	0.77	0.85	0.88	17.2
		254/6JM	44.0	G	6.4	2.3	2.7	2.62	17	37	251	64.0	1.25	1765	91.0	91.7	92.4	0.68	0.78	0.83	18.0
		284/6JM	66.1	G	6.4	2.3	2.7	7.85	20	44	379	59.0	1.25	1175	91.0	91.7	91.7	0.69	0.80	0.84	17.9
20	15	254/6JM	29.4	G	6.1	2.0	2.4	1.54	21	46	269	72.0	1.25	3520	91.0	91.7	91.0	0.82	0.87	0.89	23.2
		254/6JM	58.7	H	6.9	2.3	2.7	3.10	15	33	291	64.0	1.25	1765	91.7	92.4	93.0	0.68	0.79	0.84	24.1
		284/6JM	88.2	G	6.2	2.3	2.6	9.16	16	35	426	59.0	1.25	1175	91.0	91.7	91.7	0.70	0.80	0.85	24.2
25	18.5	284/6JM	36.6	G	6.3	2.0	2.5	2.69	17	37	362	72.0	1.25	3535	91.0	91.7	91.7	0.82	0.87	0.89	28.5
		284/6JM	73.4	G	6.2	2.4	2.7	5.11	24	53	388	64.0	1.25	1765	92.4	93.0	93.6	0.70	0.80	0.84	29.5
		324/6JM	110	G	6.2	2.1	2.6	11.5	26	57	560	62.0	1.25	1180	91.7	93.0	93.0	0.65	0.77	0.82	30.4
30	22	284/6JM	44.0	G	6.3	2.0	2.5	3.37	15	33	392	72.0	1.25	3535	91.7	91.7	91.7	0.82	0.87	0.89	33.8
		284/6JM	88.1	G	6.1	2.4	2.4	5.85	20	44	437	64.0	1.25	1765	93.0	93.0	93.6	0.70	0.80	0.84	35.1
		324/6JM	132	G	6.2	2.3	2.6	13.2	21	46	628	62.0	1.25	1180	91.7	93.0	93.0	0.65	0.76	0.82	36.2
40	30	324/6JM	58.3	G	6.3	2.3	2.4	4.90	22	48	547	78.0	1.25	3555	91.7	92.4	92.4	0.82	0.87	0.89	45.8
		324/6JM	117	G	6.1	2.2	2.4	9.16	20	44	492	66.0	1.25	1775	93.6	94.1	94.1	0.72	0.80	0.85	47.1
		364/5JM	175	G	6.4	2.0	2.4	29.0	21	46	833	66.0	1.25	1185	93.6	93.6	94.1	0.73	0.82	0.86	46.5

continued on next page

Close-Coupled Pump - JM - Three Phase - TEFC - Cast Iron - *continued*

Output		Frame	Full Load Torque (ft.lb)	Locked Rotor Current		Locked Rotor Torque Tl/Tn	Break-down Torque Tb/Tn	Inertia J (lb-ft2)	Allowable locked rotor time (s)		Weight (lb)	Sound dB(A)	Service Factor	460 V							
														Rated speed (rpm)	% of full load						Full load current In (A)
															Efficiency			Power Factor			
HP	kW			Code	Il/In				Hot	Cold					50	75	100	50	75	100	
50	37	324/6JM	73.0	F	6.2	2.2	2.3	5.75	23	51	584	78.0	1.25	3550	93.0	93.0	93.0	0.83	0.87	0.89	56.1
		324/6JM	146	G	6.2	2.3	2.7	9.16	15	33	536	66.0	1.25	1775	93.0	94.1	94.5	0.66	0.77	0.83	59.2
		364/5JM	220	G	6.4	2.0	2.4	32.4	18	40	869	66.0	1.25	1180	93.6	94.1	94.1	0.74	0.83	0.86	57.4
60	45	364/5JM	87.3	G	6.6	2.0	2.6	10.6	14	31	825	79.0	1.25	3560	91.7	93.0	93.6	0.81	0.88	0.90	67.0
		364/5JM	175	G	6.6	2.4	2.6	22.4	15	33	869	67.0	1.25	1775	94.1	94.5	95.0	0.75	0.83	0.87	68.3
75	55	364/5JM	109	G	6.7	2.0	2.6	11.9	10	22	847	79.0	1.25	3555	92.4	93.6	93.6	0.83	0.88	0.90	81.9
		364/5JM	219	G	6.4	2.4	2.6	23.3	14	31	919	67.0	1.25	1775	94.5	95.0	95.4	0.73	0.82	0.86	84.1

Data subject to change without notice.

Close-Coupled Pump - JP - Three Phase - TEFC - Rolled Steel

Output		Frame	Full Load Torque (ft.lb)	Locked Rotor Current		Locked Rotor Torque Tl/Tn	Break-down Torque Tb/Tn	Inertia J (lb-ft2)	Allowable locked rotor time (s)		Weight (lb)	Sound dB(A)	Service Factor	460 V							
														Rated speed (rpm)	% of full load						Full load current In (A)
															Efficiency			Power Factor			
HP	kW			Code	II/In				Hot	Cold					50	75	100	50	75	100	
1	0.75	143/5JP	1.48	K	7.8	2.0	3.0	0.0643	22	48	26.2	68.0	1.15	3510	72.0	77.0	78.5	0.65	0.76	0.83	1.44
		143/5JP	2.94	M	8.6	2.8	3.0	0.1232	19	42	37.9	52.0	1.15	1765	82.5	84.0	85.5	0.52	0.66	0.75	1.47
		143/5JP	4.52	J	5.8	2.3	2.8	0.1597	31	68	38.6	49.0	1.15	1145	80.0	82.5	82.5	0.50	0.63	0.72	1.58
1.5	1.1	143/5JP	2.21	L	9.1	2.3	3.0	0.1023	17	37	34.2	68.0	1.15	3520	80.0	82.5	84.0	0.71	0.82	0.88	1.87
		143/5JP	4.44	K	8.2	2.7	3.0	0.1101	21	46	37.9	52.0	1.15	1750	85.5	86.5	86.5	0.59	0.72	0.79	2.02
		182/4JP	6.64	K	6.9	2.4	3.4	0.2800	55	121	65.9	52.0	1.15	1170	84.0	86.5	87.5	0.50	0.63	0.71	2.22
2	1.5	143/5JP	2.94	L	9.9	2.5	3.0	0.1279	13	29	40.1	68.0	1.15	3520	82.5	85.5	85.5	0.73	0.83	0.89	2.47
		143/5JP	5.94	K	8.2	2.7	3.0	0.1296	15	33	42.3	52.0	1.15	1745	85.5	87.5	86.5	0.60	0.73	0.80	2.72
		182/4JP	8.86	K	7.5	2.6	3.7	0.3424	44	97	76.1	52.0	1.15	1170	84.0	86.5	88.5	0.50	0.62	0.71	3.00
3	2.2	182/4JP	4.42	K	8.8	2.2	3.0	0.1564	22	48	63.5	68.0	1.15	3515	84.0	86.5	86.5	0.71	0.82	0.87	3.67
		182/4JP	8.81	K	8.8	2.2	3.0	0.4017	18	40	80.3	56.0	1.15	1765	87.5	88.5	89.5	0.61	0.74	0.81	3.81
		213/5JP	13.2	H	6.4	2.3	2.9	1.08	46	101	130	55.0	1.15	1175	85.5	88.5	89.5	0.55	0.67	0.74	4.17
5	3.7	182/4JP	7.40	J	7.8	2.2	3.0	0.2079	17	37	78.5	68.0	1.15	3500	87.5	88.5	88.5	0.76	0.85	0.89	5.90
		182/4JP	14.8	J	7.0	2.2	3.0	0.3080	16	35	71.4	56.0	1.15	1750	88.5	89.5	89.5	0.60	0.73	0.80	6.49
		213/5JP	22.0	H	6.0	2.2	2.5	1.26	30	66	144	55.0	1.15	1175	87.5	88.5	89.5	0.59	0.71	0.77	6.74
7.5	5.5	213/5JP	11.0	H	7.6	2.6	3.0	0.5496	15	33	133	70.0	1.15	3530	87.5	88.5	89.5	0.76	0.85	0.89	8.67
		213/5JP	22.0	H	7.3	2.6	3.0	0.9380	22	48	120	60.0	1.15	1770	90.2	91.0	91.7	0.64	0.76	0.82	9.07
		254/6JP	33.1	G	5.4	2.0	2.3	2.34	42	92	204	59.0	1.15	1175	89.5	89.5	91.0	0.58	0.70	0.76	9.98
10	7.5	213/5JP	14.7	H	7.5	2.6	3.0	0.7188	12	26	161	70.0	1.15	3530	89.5	90.2	90.2	0.80	0.88	0.91	11.5
		213/5JP	29.4	H	7.0	2.5	3.0	1.07	15	33	130	60.0	1.15	1760	91.0	91.0	91.7	0.67	0.78	0.84	12.2
		254/6JP	44.1	G	5.4	2.1	2.3	2.83	30	66	234	59.0	1.15	1175	90.2	91.0	91.0	0.57	0.69	0.75	13.8
15	11	254/6JP	22.0	G	6.8	2.0	3.0	0.8718	14	31	175	75.0	1.15	3525	89.5	91.0	91.0	0.73	0.83	0.87	17.4
		254/6JP	43.9	G	6.5	2.5	3.0	2.15	19	42	197	68.0	1.15	1770	91.0	92.4	92.4	0.64	0.76	0.82	18.2
20	15	254/6JP	29.5	G	6.6	2.0	2.9	1.22	12	26	211	75.0	1.15	3515	90.0	91.0	91.0	0.81	0.88	0.91	22.7
		254/6JP	58.7	H	6.7	2.7	3.0	2.64	16	35	227	68.0	1.15	1765	91.7	92.4	93.0	0.66	0.77	0.82	24.7
25	18.5	254/6JP	36.7	J	8.3	2.4	3.4	1.31	8	18	221	75.0	1.15	3530	91.0	91.7	91.7	0.77	0.85	0.89	28.5

Close-Coupled Pump - JP - Three Phase - TEFC - Cast Iron

Output		Frame	Full Load Torque (ft.lb)	Locked Rotor Current		Locked Rotor Torque Tl/Tn	Break-down Torque Tb/Tn	Inertia J (lb-ft2)	Allowable locked rotor time (s)		Weight (lb)	Sound dB(A)	Service Factor	460 V							
														Rated speed (rpm)	% of full load						Full load current In (A)
															Efficiency			Power Factor			
HP	kW			Code	Il/In				Hot	Cold					50	75	100	50	75	100	
1	0.75	143/5JP	1.49	L	8.2	2.8	3.4	0.0332	22	48	36.4	68.0	1.25	3480	75.0	79.0	81.5	0.63	0.74	0.80	1.44
		143/5JP	2.94	L	8.4	3.2	3.5	0.1172	18	40	40.8	51.0	1.25	1760	80.0	84.0	85.5	0.55	0.68	0.75	1.47
		143/5JP	4.51	K	6.2	2.6	3.0	0.1595	28	62	52.9	49.0	1.25	1150	77.0	82.0	82.5	0.45	0.57	0.66	1.73
1.5	1.1	143/5JP	2.23	L	8.9	3.5	3.8	0.0470	21	46	40.8	68.0	1.25	3490	81.5	84.0	84.0	0.70	0.80	0.84	1.96
		143/5JP	4.43	L	8.4	2.5	3.4	0.1431	14	31	48.5	51.0	1.25	1755	82.5	85.5	86.5	0.60	0.70	0.79	2.02
		182/4JP	6.64	M	7.8	3.2	4.0	0.4879	16	35	70.3	52.0	1.25	1170	84.0	86.5	87.5	0.45	0.54	0.62	2.54
2	1.5	143/5JP	2.98	L	8.9	3.5	3.8	0.0605	17	37	51.8	68.0	1.25	3475	82.5	85.5	85.5	0.71	0.80	0.86	2.56
		143/5JP	5.92	K	8.0	2.7	3.2	0.1561	11	24	50.7	51.0	1.25	1750	85.5	86.5	86.5	0.57	0.70	0.79	2.76
		182/4JP	8.89	L	7.5	3.0	3.0	0.6210	31	68	87.5	52.0	1.25	1165	86.5	88.5	88.5	0.46	0.58	0.66	3.23
3	2.2	182/4JP	4.42	K	8.6	2.5	3.8	0.1889	41	90	88.2	69.0	1.25	3515	82.5	86.5	86.5	0.75	0.84	0.88	3.63
		182/4JP	8.83	K	8.1	2.3	3.4	0.3401	23	51	90.4	56.0	1.25	1760	87.5	88.5	89.5	0.61	0.73	0.79	3.91
		213/5JP	13.2	K	7.0	2.0	2.8	1.20	58	128	121	55.0	1.25	1175	86.5	88.5	89.5	0.50	0.63	0.70	4.41
5	3.7	182/4JP	7.40	J	7.6	2.3	3.5	0.2233	25	55	88.2	69.0	1.25	3500	86.5	88.5	88.5	0.76	0.85	0.89	5.90
		182/4JP	14.8	J	7.5	2.3	3.2	0.4003	15	33	94.8	56.0	1.25	1755	88.5	89.5	89.5	0.62	0.74	0.80	6.45
		213/5JP	22.1	J	6.8	1.7	2.6	1.47	57	125	162	55.0	1.25	1170	88.5	89.5	89.5	0.58	0.70	0.76	6.83
7.5	5.5	213/5JP	11.0	H	7.2	2.1	3.0	0.4665	27	59	139	72.0	1.25	3520	87.5	89.5	89.5	0.75	0.84	0.88	8.76
		213/5JP	22.0	H	7.1	2.2	3.1	1.34	20	44	154	58.0	1.25	1765	89.5	91.0	91.7	0.66	0.76	0.82	9.18
		254/6JP	33.1	H	6.8	2.5	3.0	3.92	30	66	262	59.0	1.25	1175	89.5	90.2	91.0	0.63	0.74	0.80	9.48
10	7.5	213/5JP	14.7	H	7.2	2.2	2.9	0.6362	24	53	163	72.0	1.25	3520	89.5	90.2	90.2	0.79	0.87	0.90	11.6
		213/5JP	29.4	H	6.4	2.0	3.0	1.51	17	37	172	58.0	1.25	1765	91.0	91.7	91.7	0.66	0.77	0.83	12.4
		254/6JP	44.1	H	6.5	2.3	2.8	4.43	26	57	289	59.0	1.25	1175	90.2	91.0	91.0	0.63	0.74	0.78	13.3
15	11	254/6JP	22.0	G	6.7	2.2	2.7	1.26	25	55	236	72.0	1.25	3530	89.5	91.0	91.0	0.77	0.85	0.88	17.2
		254/6JP	44.0	G	6.4	2.3	2.7	2.62	17	37	251	64.0	1.25	1765	91.0	91.7	92.4	0.68	0.78	0.83	18.0
		284/6JP	66.1	G	6.4	2.3	2.7	7.85	20	44	379	59.0	1.25	1175	91.0	91.7	91.7	0.69	0.80	0.84	17.9
20	15	254/6JP	29.4	G	6.1	2.0	2.4	1.54	21	46	269	72.0	1.25	3520	91.0	91.7	91.0	0.82	0.87	0.89	23.2
		254/6JP	58.7	H	6.9	2.3	2.7	3.10	15	33	291	64.0	1.25	1765	91.7	92.4	93.0	0.68	0.79	0.84	24.1
		284/6JP	88.2	G	6.2	2.3	2.6	9.16	16	35	426	59.0	1.25	1175	91.0	91.7	91.7	0.70	0.80	0.85	24.2
25	18.5	284/6JP	36.6	G	6.3	2.0	2.5	2.69	17	37	362	72.0	1.25	3535	91.0	91.7	91.7	0.82	0.87	0.89	28.5
		284/6JP	73.4	G	6.2	2.4	2.7	5.11	24	53	388	64.0	1.25	1765	92.4	93.0	93.6	0.70	0.80	0.84	29.5
		324/6JP	110	G	6.2	2.1	2.6	11.5	26	57	560	62.0	1.25	1180	91.7	93.0	93.0	0.65	0.77	0.82	30.4
30	22	284/6JP	44.0	G	6.3	2.0	2.5	3.37	15	33	392	72.0	1.25	3535	91.7	91.7	91.7	0.82	0.87	0.89	33.8
		284/6JP	88.1	G	6.1	2.4	2.4	5.85	20	44	437	64.0	1.25	1765	93.0	93.0	93.6	0.70	0.80	0.84	35.1
		324/6JP	132	G	6.2	2.3	2.6	13.2	21	46	628	62.0	1.25	1180	91.7	93.0	93.0	0.65	0.76	0.82	36.2
40	30	324JP	58.3	G	6.3	2.3	2.4	4.90	22	48	547	78.0	1.25	3555	91.7	92.4	92.4	0.82	0.87	0.89	45.8
		324/6JP	117	G	6.1	2.2	2.4	9.16	20	44	492	66.0	1.25	1775	93.6	94.1	94.1	0.72	0.80	0.85	47.1
		364/5JP	175	G	6.4	2.0	2.4	29.0	21	46	833	66.0	1.25	1185	93.6	93.6	94.1	0.73	0.82	0.86	46.5
50	37	324/6JP	73.0	F	6.2	2.2	2.3	5.75	23	51	584	78.0	1.25	3550	93.0	93.0	93.0	0.83	0.87	0.89	56.1
		324/6JP	146	G	6.2	2.3	2.7	9.16	15	33	536	66.0	1.25	1775	93.0	94.1	94.5	0.66	0.77	0.83	59.2
		364/5JP	220	G	6.4	2.0	2.4	32.4	18	40	869	66.0	1.25	1180	93.6	94.1	94.1	0.74	0.83	0.86	57.4

continued on next page

Data subject to change without notice.

Close-Coupled Pump - JP - Three Phase - TEFC - Cast Iron - *continued*

Output		Frame	Full Load Torque (ft.lb)	Locked Rotor Current		Locked Rotor Torque Tl/Tn	Break-down Torque Tb/Tn	Inertia J (lb-ft2)	Allowable locked rotor time (s)		Weight (lb)	Sound dB(A)	Service Factor	460 V							
														Rated speed (rpm)	% of full load						Full load current In (A)
															Efficiency			Power Factor			
HP	kW			Code	Il/In				Hot	Cold					50	75	100	50	75	100	
60	45	364/5JP	87.3	G	6.6	2.0	2.6	10.6	14	31	825	79.0	1.25	3560	91.7	93.0	93.6	0.81	0.88	0.90	67.0
		364/5JP	175	G	6.6	2.4	2.6	22.4	15	33	869	67.0	1.25	1775	94.1	94.5	95.0	0.75	0.83	0.87	68.3
		404/5JP	262	H	7.1	2.0	2.3	36.9	20	44	1036	68.0	1.25	1185	94.1	94.5	94.5	0.74	0.82	0.86	69.5
75	55	364/5JP	109	G	6.7	2.0	2.6	11.9	10	22	847	79.0	1.25	3555	92.4	93.6	93.6	0.83	0.88	0.90	81.9
		364/5JP	219	G	6.4	2.4	2.6	23.3	14	31	919	67.0	1.25	1775	94.5	95.0	95.4	0.73	0.82	0.86	84.1
		404/5JP	329	G	6.4	2.0	2.3	40.2	17	37	1089	68.0	1.25	1180	94.1	94.5	94.5	0.74	0.83	0.86	84.9
100	75	404/5JP	146	G	6.5	2.0	2.4	13.2	14	31	1045	79.0	1.25	3545	93.0	94.1	94.1	0.85	0.90	0.91	110
		404/5JP	292	H	7.3	2.4	2.6	29.9	13	29	1140	68.0	1.25	1775	95.0	95.0	95.4	0.77	0.84	0.88	111

Close-Coupled Pump - JM - Three Phase - ODP - Rolled Steel

Output		Frame	Full Load Torque (ft.lb)	Locked Rotor Current		Locked Rotor Torque Tl/Tn	Break-down Torque Tb/Tn	Inertia J (lb-ft2)	Allowable locked rotor time (s)		Weight (lb)	Sound dB(A)	Service Factor	460 V							
														Rated speed (rpm)	% of full load						Full load current In (A)
															Efficiency			Power Factor			
HP	kW			Code	Il/In				Hot	Cold					50	75	100	50	75	100	
1	0.75	143/5JM	1.48	L	8.3	2.1	3.3	0.0643	22	48	25.4	62.0	1.15	3510	74.0	78.5	80.0	0.66	0.78	0.85	1.38
		143/5JM	2.94	L	8.0	2.9	3.6	0.1101	22	48	34.4	52.0	1.15	1760	81.5	84.0	85.5	0.51	0.65	0.73	1.51
		143/5JM	4.51	K	6.1	2.5	3.0	0.1419	24	53	35.3	49.0	1.15	1150	78.5	81.5	82.5	0.47	0.60	0.69	1.65
1.5	1.1	143/5JM	2.21	K	8.6	2.1	3.3	0.0835	19	42	29.3	62.0	1.15	3510	81.5	84.0	84.0	0.73	0.83	0.89	1.85
		143/5JM	4.42	L	8.7	2.8	3.3	0.1426	15	33	41.9	52.0	1.15	1760	84.0	86.5	86.5	0.56	0.69	0.77	2.07
		182/4JM	6.67	J	6.5	2.0	3.1	0.2178	46	101	56.0	52.0	1.15	1165	84.0	85.5	86.5	0.51	0.63	0.71	2.25
2	1.5	143/5JM	2.95	K	8.9	2.2	3.3	0.1151	14	31	36.8	62.0	1.15	3510	84.0	85.5	85.5	0.77	0.86	0.91	2.42
		143/5JM	5.96	K	7.7	2.6	3.2	0.1168	17	37	39.0	52.0	1.15	1740	85.5	86.5	86.5	0.61	0.74	0.81	2.69
		182/4JM	8.89	J	6.6	2.0	3.0	0.2800	33	73	66.1	52.0	1.15	1165	85.5	86.5	87.5	0.53	0.66	0.73	2.95
3	2.2	143/5JM	4.47	J	8.0	2.3	3.0	0.1279	9	20	39.9	62.0	1.15	3480	84.0	85.5	85.5	0.76	0.86	0.90	3.59
		182/4JM	8.81	K	8.4	2.2	3.3	0.3092	15	33	65.9	55.0	1.15	1765	87.5	88.5	89.5	0.60	0.73	0.80	3.86
		213/5JM	13.2	H	5.9	2.1	2.6	0.8104	39	86	98.3	55.0	1.15	1175	86.5	87.5	88.5	0.56	0.68	0.75	4.16
5	3.7	182/4JM	7.38	J	7.6	1.9	3.0	0.1386	12	26	58.7	65.0	1.15	3510	85.5	86.5	86.5	0.73	0.83	0.88	6.10
		182/4JM	14.7	J	7.2	2.0	3.1	0.4003	12	26	79.8	55.0	1.15	1760	88.5	88.5	89.5	0.63	0.76	0.82	6.33
		213/5JM	22.0	H	5.9	2.2	2.5	1.08	29	64	118	55.0	1.15	1175	88.5	89.5	89.5	0.58	0.70	0.77	6.74
7.5	5.5	182/4JM	11.1	H	7.4	1.8	2.9	0.1818	10	22	69.9	65.0	1.15	3500	88.5	88.5	88.5	0.76	0.85	0.90	8.67
		213/5JM	22.0	H	7.2	2.4	3.2	1.03	13	29	116	59.0	1.15	1770	89.5	90.2	91.0	0.65	0.77	0.82	9.25
		254/6JM	33.1	F	5.1	2.0	2.3	2.00	37	81	187	59.0	1.15	1175	88.5	90.2	90.2	0.56	0.68	0.75	10.2
10	7.5	213/5JM	14.7	H	6.8	2.0	2.8	0.4651	11	24	117	66.0	1.15	3535	88.5	89.5	89.5	0.74	0.84	0.88	12.0
		213/5JM	29.3	H	7.0	2.5	3.5	1.30	14	31	137	59.0	1.15	1770	90.2	91.0	91.7	0.64	0.77	0.83	12.4
		254/6JM	43.9	G	5.3	2.1	2.3	2.50	34	75	209	59.0	1.15	1180	91.0	91.7	91.7	0.56	0.68	0.74	13.9
15	11	213/5JM	22.0	G	6.8	2.1	2.8	0.5512	8	18	131	66.0	1.15	3535	90.2	90.2	90.2	0.77	0.86	0.89	17.2
		254/6JM	43.8	H	6.7	2.4	3.0	1.82	17	37	175	64.0	1.15	1775	91.7	92.4	93.0	0.62	0.73	0.80	18.6
20	15	254/6JM	29.4	G	6.0	1.8	2.4	0.7848	13	29	151	70.0	1.15	3525	90.2	91.0	91.0	0.76	0.83	0.87	23.8
		254/6JM	58.5	G	6.3	2.4	2.9	2.23	15	33	198	64.0	1.15	1770	92.4	92.4	93.0	0.63	0.74	0.81	25.0
25	18.5	254/6JM	36.7	G	6.3	1.8	2.9	0.9155	9	20	174	70.0	1.15	3530	91.0	91.7	91.7	0.73	0.83	0.87	29.1

Data subject to change without notice.

Close-Coupled Pump - JM - Three Phase - ODP - Cast Iron

Output		Frame	Full Load Torque (ft.lb)	Locked Rotor Current		Locked Rotor Torque Tl/Tn	Break-down Torque Tb/Tn	Inertia J (lb-ft2)	Allowable locked rotor time (s)		Weight (lb)	Sound dB(A)	Service Factor	460 V							
														Rated speed (rpm)	% of full load						Full load current In (A)
															Efficiency			Power Factor			
HP	kW			Code	Il/In				Hot	Cold					50	75	100	50	75	100	
7.5	5.5	254JM	33.1	J	6.9	2.4	3.0	2.73	12	26	232	56.0	1.15	1175	87.5	89.5	90.2	0.59	0.72	0.79	9.69
10	7.5	256JM	44.1	H	6.6	2.3	2.8	3.41	12	26	251	57.0	1.15	1175	90.2	91.0	91.7	0.62	0.74	0.80	12.8
15	11	254JM	43.8	H	6.7	2.9	3.0	2.08	14	31	254	59.0	1.15	1775	91.7	92.4	93.0	0.60	0.72	0.80	18.6
		284JM	65.9	G	6.6	2.6	2.8	5.56	12	26	364	58.0	1.15	1180	89.5	91.0	91.7	0.72	0.81	0.85	17.7
20	15	254JM	29.4	G	6.0	1.9	2.5	0.7328	12	26	194	66.0	1.15	3520	89.5	90.2	91.0	0.71	0.80	0.84	24.6
		256JM	58.5	G	6.3	2.6	2.8	2.62	12	26	295	60.0	1.15	1770	91.7	93.0	93.0	0.63	0.72	0.82	24.7
		286JM	88.2	G	6.3	2.2	2.4	7.20	18	40	397	58.0	1.15	1175	91.7	92.4	92.4	0.74	0.83	0.85	24.0
25	18.5	256JM	36.7	G	6.5	2.0	2.6	1.08	9	20	243	67.0	1.15	3530	91.0	91.7	91.7	0.73	0.82	0.85	29.8
		284JM	73.2	H	6.7	2.5	2.8	3.41	15	33	342	62.0	1.15	1770	92.4	93.0	93.6	0.67	0.78	0.83	29.9
		324JM	110	G	6.0	2.0	2.4	8.51	18	40	463	60.0	1.15	1180	91.7	92.4	93.0	0.67	0.77	0.82	30.4
30	22	284JM	43.9	G	6.4	2.2	2.8	1.89	10	22	333	72.0	1.15	3540	92.4	93.0	92.4	0.77	0.84	0.86	34.7
		286JM	87.8	G	6.7	2.6	2.8	4.90	14	31	419	63.0	1.15	1770	93.6	94.1	94.1	0.70	0.80	0.83	35.4
		326JM	132	G	6.2	2.2	2.7	9.79	17	37	573	60.0	1.15	1180	91.7	93.0	93.6	0.65	0.77	0.82	36.0
40	30	286JM	58.6	G	6.4	2.0	2.6	2.36	10	22	373	73.0	1.15	3535	91.7	93.0	93.0	0.74	0.83	0.86	47.1
		324JM	117	G	6.2	2.2	2.3	6.05	28	62	507	64.0	1.15	1775	93.6	94.1	94.1	0.68	0.78	0.83	48.2
		364/5JM	175	G	6.7	2.1	2.6	23.5	24	53	739	67.0	1.15	1185	93.6	94.1	94.1	0.71	0.80	0.85	47.1
50	37	324JM	72.9	G	6.4	2.2	2.6	3.83	28	62	496	74.0	1.15	3555	92.4	93.6	93.6	0.74	0.82	0.84	59.1
		326JM	146	G	6.3	2.4	2.5	7.04	12	26	573	65.0	1.15	1775	94.1	94.5	94.5	0.70	0.79	0.82	59.9
		364/5JM	219	G	6.5	2.0	2.5	25.7	18	40	862	68.0	1.15	1185	93.6	94.1	94.1	0.72	0.81	0.84	58.8
60	45	326JM	87.4	G	6.2	2.0	2.6	4.36	24	53	529	75.0	1.15	3555	93.0	93.6	93.6	0.77	0.84	0.85	71.0
		364/5JM	175	G	6.7	2.5	3.0	15.6	15	33	825	68.0	1.15	1780	94.5	94.5	95.0	0.74	0.83	0.85	69.9
75	55	364/5JM	109	G	6.4	1.8	2.8	6.81	14	31	754	80.0	1.15	3560	93.6	94.1	94.1	0.78	0.85	0.88	83.4
		364/5JM	218	G	6.7	2.1	2.6	19.5	14	31	871	68.0	1.15	1780	94.5	95.0	95.0	0.76	0.84	0.87	83.5
100	75	364/5JM	146	G	6.7	1.9	2.5	8.30	12	26	825	83.0	1.15	3560	94.1	94.5	94.5	0.84	0.89	0.89	112

Close-Coupled Pump - JP - Three Phase - ODP - Rolled Steel

Output		Frame	Full Load Torque (ft.lb)	Locked Rotor Current		Locked Rotor Torque Tl/Tn	Break-down Torque Tb/Tn	Inertia J (lb-ft2)	Allowable locked rotor time (s)		Weight (lb)	Sound dB(A)	Service Factor	460 V							
														Rated speed (rpm)	% of full load						Full load current In (A)
															Efficiency			Power Factor			
HP	kW			Code	Il/In				Hot	Cold					50	75	100	50	75	100	
1	0.75	143/5JP	1.48	L	8.3	2.1	3.3	0.0643	22	48	25.4	62.0	1.15	3510	74.0	78.5	80.0	0.66	0.78	0.85	1.38
		143/5JP	2.94	L	8.0	2.9	3.6	0.1101	22	48	34.4	52.0	1.15	1760	81.5	84.0	85.5	0.51	0.65	0.73	1.51
		143/5JP	4.51	K	6.1	2.5	3.0	0.1419	24	53	35.3	49.0	1.15	1150	78.5	81.5	82.5	0.47	0.60	0.69	1.65
1.5	1.1	143/5JP	2.21	K	8.6	2.1	3.3	0.0835	19	42	29.3	62.0	1.15	3510	81.5	84.0	84.0	0.73	0.83	0.89	1.85
		143/5JP	4.42	L	8.7	2.8	3.3	0.1426	15	33	41.9	52.0	1.15	1760	84.0	86.5	86.5	0.56	0.69	0.77	2.07
		182/4JP	6.67	J	6.5	2.0	3.1	0.2178	46	101	56.0	52.0	1.15	1165	84.0	85.5	86.5	0.51	0.63	0.71	2.25
2	1.5	143/5JP	2.95	K	8.9	2.2	3.3	0.1151	14	31	36.8	62.0	1.15	3510	84.0	85.5	85.5	0.77	0.86	0.91	2.42
		143/5JP	5.96	K	7.7	2.6	3.2	0.1168	17	37	39.0	52.0	1.15	1740	85.5	86.5	86.5	0.61	0.74	0.81	2.69
		182/4JP	8.89	J	6.6	2.0	3.0	0.2800	33	73	66.1	52.0	1.15	1165	85.5	86.5	87.5	0.53	0.66	0.73	2.95
3	2.2	143/5JP	4.47	J	8.0	2.3	3.0	0.1279	9	20	39.9	62.0	1.15	3480	84.0	85.5	85.5	0.76	0.86	0.90	3.59
		182/4JP	8.81	K	8.4	2.2	3.3	0.3092	15	33	65.9	55.0	1.15	1765	87.5	88.5	89.5	0.60	0.73	0.80	3.86
		213/5JP	13.2	H	5.9	2.1	2.6	0.8104	39	86	98.3	55.0	1.15	1175	86.5	87.5	88.5	0.56	0.68	0.75	4.16
5	3.7	182/4JP	7.38	J	7.6	1.9	3.0	0.1386	12	26	58.7	65.0	1.15	3510	85.5	86.5	86.5	0.73	0.83	0.88	6.10
		182/4JP	14.7	J	7.2	2.0	3.1	0.4003	12	26	79.8	55.0	1.15	1760	88.5	88.5	89.5	0.63	0.76	0.82	6.33
		213/5JP	22.0	H	5.9	2.2	2.5	1.08	29	64	118	55.0	1.15	1175	88.5	89.5	89.5	0.58	0.70	0.77	6.74
7.5	5.5	182/4JP	11.1	H	7.4	1.8	2.9	0.1818	10	22	69.9	65.0	1.15	3500	88.5	88.5	88.5	0.76	0.85	0.90	8.67
		213/5JP	22.0	H	7.2	2.4	3.2	1.03	13	29	116	59.0	1.15	1770	89.5	90.2	91.0	0.65	0.77	0.82	9.25
		254/6JP	33.1	F	5.1	2.0	2.3	2.00	37	81	187	59.0	1.15	1175	88.5	90.2	90.2	0.56	0.68	0.75	10.2
10	7.5	213/5JP	14.7	H	6.8	2.0	2.8	0.4651	11	24	117	66.0	1.15	3535	88.5	89.5	89.5	0.74	0.84	0.88	12.0
		213/5JP	29.3	H	7.0	2.5	3.5	1.30	14	31	137	59.0	1.15	1770	90.2	91.0	91.7	0.64	0.77	0.83	12.4
		254/6JP	43.9	G	5.3	2.1	2.3	2.50	34	75	209	59.0	1.15	1180	91.0	91.7	91.7	0.56	0.68	0.74	13.9
15	11	213/5JP	22.0	G	6.8	2.1	2.8	0.5512	8	18	131	66.0	1.15	3535	90.2	90.2	90.2	0.77	0.86	0.89	17.2
		254/6JP	43.8	H	6.7	2.4	3.0	1.82	17	37	175	64.0	1.15	1775	91.7	92.4	93.0	0.62	0.73	0.80	18.6
20	15	254/6JP	29.4	G	6.0	1.8	2.4	0.7848	13	29	151	70.0	1.15	3525	90.2	91.0	91.0	0.76	0.83	0.87	23.8
		254/6JP	58.5	G	6.3	2.4	2.9	2.23	15	33	198	64.0	1.15	1770	92.4	92.4	93.0	0.63	0.74	0.81	25.0
25	18.5	254/6JP	36.7	G	6.3	1.8	2.9	0.9155	9	20	174	70.0	1.15	3530	91.0	91.7	91.7	0.73	0.83	0.87	29.1

Data subject to change without notice.

Close-Coupled Pump - JP - Three Phase - ODP - Cast Iron

Output		Frame	Full Load Torque (ft.lb)	Locked Rotor Current		Locked Rotor Torque Tl/Tn	Break-down Torque Tb/Tn	Inertia J (lb-ft2)	Allowable locked rotor time (s)		Weight (lb)	Sound dB(A)	Service Factor	460 V							
														Rated speed (rpm)	% of full load						Full load current In (A)
															Efficiency			Power Factor			
HP	kW			Code	Il/In				Hot	Cold					50	75	100	50	75	100	
7.5	5.5	254JP	33.1	J	6.9	2.4	3.0	2.73	12	26	232	56.0	1.15	1175	87.5	89.5	90.2	0.59	0.72	0.79	9.69
10	7.5	256JP	44.1	H	6.6	2.3	2.8	3.41	12	26	251	57.0	1.15	1175	90.2	91.0	91.7	0.62	0.74	0.80	12.8
15	11	254JP	43.8	H	6.7	2.9	3.0	2.08	14	31	254	59.0	1.15	1775	91.7	92.4	93.0	0.60	0.72	0.80	18.6
		284JP	65.9	G	6.6	2.6	2.8	5.56	12	26	364	58.0	1.15	1180	89.5	91.0	91.7	0.72	0.81	0.85	17.7
20	15	254JP	29.4	G	6.0	1.9	2.5	0.7328	12	26	194	66.0	1.15	3520	89.5	90.2	91.0	0.71	0.80	0.84	24.6
		256JP	58.5	G	6.3	2.6	2.8	2.62	12	26	295	60.0	1.15	1770	91.7	93.0	93.0	0.63	0.72	0.82	24.7
		286JP	88.2	G	6.3	2.2	2.4	7.20	18	40	397	58.0	1.15	1175	91.7	92.4	92.4	0.74	0.83	0.85	24.0
25	18.5	256JP	36.7	G	6.5	2.0	2.6	1.08	9	20	243	67.0	1.15	3530	91.0	91.7	91.7	0.73	0.82	0.85	29.8
		284JP	73.2	H	6.7	2.5	2.8	3.41	15	33	342	62.0	1.15	1770	92.4	93.0	93.6	0.67	0.78	0.83	29.9
		324JP	110	G	6.0	2.0	2.4	8.51	18	40	463	60.0	1.15	1180	91.7	92.4	93.0	0.67	0.77	0.82	30.4
30	22	284JP	43.9	G	6.4	2.2	2.8	1.89	10	22	333	72.0	1.15	3540	92.4	93.0	92.4	0.77	0.84	0.86	34.7
		286JP	87.8	G	6.7	2.6	2.8	4.90	14	31	419	63.0	1.15	1770	93.6	94.1	94.1	0.70	0.80	0.83	35.4
		326JP	132	G	6.2	2.2	2.7	9.79	17	37	573	60.0	1.15	1180	91.7	93.0	93.6	0.65	0.77	0.82	36.0
40	30	286JP	58.6	G	6.4	2.0	2.6	2.36	10	22	373	73.0	1.15	3535	91.7	93.0	93.0	0.74	0.83	0.86	47.1
		324JP	117	G	6.2	2.2	2.3	6.05	28	62	507	64.0	1.15	1775	93.6	94.1	94.1	0.68	0.78	0.83	48.2
		364/5JP	175	G	6.7	2.1	2.6	23.5	24	53	739	67.0	1.15	1185	93.6	94.1	94.1	0.71	0.80	0.85	47.1
50	37	324JP	72.9	G	6.4	2.2	2.6	3.83	28	62	496	74.0	1.15	3555	92.4	93.6	93.6	0.74	0.82	0.84	59.1
		326JP	146	G	6.3	2.4	2.5	7.04	12	26	573	65.0	1.15	1775	94.1	94.5	94.5	0.70	0.79	0.82	59.9
		364/5JP	219	G	6.5	2.0	2.5	25.7	18	40	862	68.0	1.15	1185	93.6	94.1	94.1	0.72	0.81	0.84	58.8
60	45	326JP	87.4	G	6.2	2.0	2.6	4.36	24	53	529	75.0	1.15	3555	93.0	93.6	93.6	0.77	0.84	0.85	71.0
		364/5JP	175	G	6.7	2.5	3.0	15.6	15	33	825	68.0	1.15	1780	94.5	94.5	95.0	0.74	0.83	0.85	69.9
		404/5JP	262	G	6.5	2.1	2.5	30.2	16	35	915	69.0	1.15	1185	94.1	94.5	94.5	0.73	0.82	0.85	70.3
75	55	364/5JP	109	G	6.4	1.8	2.8	6.81	14	31	754	80.0	1.15	3560	93.6	94.1	94.1	0.78	0.85	0.88	83.4
		364/5JP	218	G	6.7	2.1	2.6	19.5	14	31	871	68.0	1.15	1780	94.5	95.0	95.0	0.76	0.84	0.87	83.5
		404/5JP	329	G	6.8	2.4	2.7	27.9	14	31	1080	69.0	1.15	1180	94.1	94.5	94.5	0.72	0.81	0.85	85.9
100	75	364/5JP	146	G	6.7	1.9	2.5	8.30	12	26	825	83.0	1.15	3560	94.1	94.5	94.5	0.84	0.89	0.89	112
		404/5JP	291	G	6.7	2.3	2.7	22.8	10	22	1052	69.0	1.15	1780	95.0	95.4	95.4	0.77	0.84	0.87	113
125	90	404/5JP	182	F	6.5	1.8	2.8	10.2	11	24	986	84.0	1.15	3560	94.1	94.5	94.5	0.83	0.88	0.90	133
		404/5JP	364	G	7.0	2.4	2.5	26.6	10	22	1144	69.0	1.15	1780	95.0	95.4	95.4	0.76	0.85	0.87	136
150	110	404/5JP	219	G	6.6	1.9	2.5	11.9	10	22	1246	84.0	1.15	3555	94.5	94.5	94.5	0.86	0.89	0.90	162

Metric Motors - Aluminum Frame

Output HP	Output kW	Frame	Full Load Torque (ft.lb)	Locked Rotor Current Code Il/In	Locked Rotor Torque Tl/Tn	Break-down Torque Tb/Tn	Inertia J (lb-ft2)	Allowable locked rotor time (s) Hot	Allowable locked rotor time (s) Cold	Weight (lb)	Sound dB(A)	460 V Rated speed (rpm)	% of full load Efficiency 50	% of full load Efficiency 75	% of full load Efficiency 100	% of full load Power Factor 50	% of full load Power Factor 75	% of full load Power Factor 100	Full load current In (A)
0.12	0.16	63	0.485	5.2	2.6	3	0.0104	53	117	11.0	44	1710	57.5	64.0	66.0	0.50	0.62	0.71	0.321
		63	0.242	6.4	4.5	4.6	0.0033	37	81	11.0	52	3430	55.0	62.0	64.0	0.54	0.65	0.73	0.322
		63	0.727	3.5	2.5	2.8	0.0157	56	123	14.3	43	1140	52.0	59.0	64.0	0.35	0.45	0.52	0.453
		71	1.00	2.5	1.8	2.4	0.0223	50	110	22.1	41	825	46.0	52.5	59.5	0.30	0.37	0.46	0.550
0.18	0.25	63	0.760	5.7	2.8	3.3	0.0145	40	88	13.2	44	1705	62.0	66.0	69.5	0.50	0.60	0.69	0.471
		63	0.379	6.3	4.4	4.4	0.0038	28	62	12.1	52	3415	57.5	64.0	68.0	0.54	0.66	0.74	0.449
		80	1.56	3.8	2.4	2.9	0.0681	56	123	24.3	42	830	50.5	60.0	64.0	0.38	0.48	0.59	0.598
		71	1.17	3.7	2.3	2.7	0.0221	50	110	20.9	43	1110	57.5	59.5	67.5	0.35	0.44	0.53	0.632
0.25	0.33	71	0.994	5.3	2.6	2.8	0.0157	40	88	14.3	43	1720	70.0	72.0	73.4	0.47	0.60	0.69	0.620
		80	1.47	5.1	2.1	3.1	0.0686	25	55	26.5	47	1165	64.1	70.5	71.4	0.43	0.55	0.65	0.676
		63	0.501	6.6	4.8	4.7	0.0047	23	51	13.2	56	3415	64.0	68.0	69.5	0.53	0.65	0.74	0.610
		80	1.99	4.3	2.5	3	0.0802	30	66	26.5	42	860	67.5	68.0	68.5	0.37	0.48	0.57	0.804
0.37	0.5	71	1.51	5.8	3.4	3.5	0.0195	55	121	16.5	43	1710	70.0	75.0	78.2	0.47	0.58	0.67	0.886
		71	0.753	7.0	3.1	3.3	0.0095	12	26	16.5	56	3440	70.0	73.4	73.4	0.64	0.76	0.82	0.772
		90S/L	2.98	4.6	2.3	3.1	0.1305	30	66	35.3	43	870	66.5	71.5	72.0	0.37	0.47	0.56	1.15
		80	2.27	4.9	2.4	2.8	0.0600	28	62	22.1	43	1140	66.0	70.0	75.3	0.47	0.60	0.70	0.881
0.55	0.75	90S	3.34	6.4	2.6	3.4	0.1303	35	77	41.9	49	1165	78.0	81.5	81.7	0.45	0.58	0.67	1.26
		80	2.26	7.3	3.4	3.8	0.0605	22	48	22.1	44	1720	77.0	80.0	81.1	0.60	0.73	0.78	1.09
		71	1.14	7.3	3.7	3.9	0.0112	17	37	15.4	56	3415	74.0	75.5	76.8	0.66	0.78	0.84	1.07
		90S/L	4.52	4.5	2	2.5	0.1566	29	64	44.1	43	860	70.0	73.0	74.0	0.41	0.53	0.62	1.50
0.75	1	90S/L	2.94	8.6	2.8	3.9	0.1163	22	48	36.4	49	1760	80.0	84.5	85.0	0.52	0.66	0.75	1.48
		90S/L	4.49	6.4	3	3.5	0.1561	36	79	48.5	49	1155	77.0	81.5	82.5	0.46	0.59	0.68	1.68
		80	1.50	8.0	4.9	5	0.0180	32	70	25.4	59	3450	75.5	80.0	81.5	0.62	0.74	0.81	1.43
		100L	6.02	4.8	2	2.7	0.3014	61	134	57.3	50	860	70.0	74.0	75.5	0.38	0.50	0.59	2.11
1.1	1.5	90S/L	4.43	8.5	2.9	3.5	0.1305	15	33	37.5	51	1755	80.0	84.0	86.5	0.57	0.70	0.78	2.05
		80	2.25	8.0	5.3	5.2	0.0356	27	59	27.6	59	3450	78.5	81.5	84.0	0.62	0.74	0.81	2.03
		100L	9.04	4.9	2.2	2.7	0.3393	42	92	62.8	50	860	74.0	75.5	78.5	0.38	0.50	0.59	2.98
1.5	2	90S/L	5.90	8.3	3	4	0.1566	14	31	43.0	49	1755	82.5	85.5	86.5	0.56	0.69	0.78	2.79
		90S/L	2.97	8.4	4.1	4.4	0.0475	16	35	34.2	62	3485	80.0	82.5	85.5	0.64	0.75	0.82	2.69
		112M	12.0	5.7	2.8	3.3	0.5648	38	84	79.4	46	865	77.0	80.0	84.0	0.44	0.57	0.64	3.50
2.2	3	100L	8.88	9.0	3.8	3.7	0.2136	20	44	59.5	---	1750	86.6	88.2	89.5	0.54	0.67	0.75	4.11
		132S	13.2	6.1	1.8	3.1	1.17	50	110	126	55	1175	84.0	87.5	89.5	0.49	0.62	0.70	4.41
		112M	8.83	7.7	2.2	3.4	0.3393	33	73	79.4	56	1760	85.5	87.5	89.5	0.59	0.72	0.79	3.91
		90S/L	4.47	8.4	4.3	4.6	0.0617	14	31	44.1	62	3480	84.0	85.5	86.5	0.64	0.76	0.83	3.85
		132S	17.9	7.4	2.5	2.9	1.64	32	70	139	48	870	82.0	84.0	85.5	0.47	0.60	0.68	4.75
3	4	132S	17.7	6.3	1.8	2.9	1.07	68	150	130	55	1170	85.5	88.5	89.5	0.49	0.62	0.70	6.01
		132M	17.7	6.3	1.8	2.9	1.07	68	150	132	55	1170	85.5	88.5	89.5	0.49	0.62	0.70	6.01
		100L	5.90	9.2	3.8	5	0.1519	18	40	60.6	67	3510	82.5	86.5	88.5	0.68	0.79	0.85	5.01
		100L	11.9	8.6	4.6	4.8	0.2848	18	40	82.7	54	1740	84.0	86.5	89.5	0.59	0.71	0.79	5.33
		132M	23.8	7.5	3.2	3.4	1.99	26	57	148	48	870	83.5	85.0	86.5	0.45	0.58	0.67	6.50

continued on next page

Data subject to change without notice.

Metric Motors Aluminum Frame - *continued*

Output		Frame	Full Load Torque (ft.lb)	Locked Rotor Current Code II/In	Locked Rotor Torque Tl/Tn	Break-down Torque Tb/Tn	Inertia J (lb-ft2)	Allowable locked rotor time (s)		Weight (lb)	Sound dB(A)	460 V							
												Rated speed (rpm)	% of full load						Full load current In (A)
													Efficiency			Power Factor			
HP	kW							Hot	Cold				50	75	100	50	75	100	
4	5.5	112M	16.2	8.0	2.5	3.5	0.4312	19	42	83.8	56	1755	87.5	89.5	89.5	0.58	0.70	0.77	7.28
		132M	24.5	6.6	1.9	3	1.34	43	95	128	52	1165	85.5	88.5	89.5	0.50	0.63	0.71	7.90
		112M	8.13	8.6	3.1	4.4	0.1898	24	53	79.4	64	3505	85.5	87.5	88.5	0.67	0.79	0.85	6.67
5.5	7.5	132S	22.0	10.1	2.6	4.3	1.25	18	40	139	56	1765	88.5	91.0	91.7	0.65	0.77	0.83	9.07
		132S	11.0	8.6	2.9	4.1	0.5126	29	64	130	67	3530	85.5	87.5	89.5	0.70	0.81	0.86	8.97
7.5	10	132M	29.3	9.0	2.7	4.3	1.52	16	35	154	56	1770	90.2	91.0	91.7	0.65	0.77	0.83	12.2
		132S	14.7	9.1	3.3	4.4	0.5980	21	46	139	67	3535	86.5	89.5	90.2	0.68	0.79	0.85	12.3
9.2	12.5	132M	18.3	9.0	3.1	3.9	0.7261	20	44	154	67	3535	88.5	90.2	91.0	0.73	0.83	0.87	14.6

Metric Motors - Cast Iron Frame

Output		Frame	Full Load Torque (ft.lb)	Locked Rotor Current Code II/In	Locked Rotor Torque Tl/Tn	Break-down Torque Tb/Tn	Inertia J (lb-ft2)	Allowable locked rotor time (s)		Weight (lb)	Sound dB(A)	460 V							
												Rated speed (rpm)	% of full load						Full load current In (A)
													Efficiency			Power Factor			
HP	kW							Hot	Cold				50	75	100	50	75	100	
0.12	0.16	63	0.242	6.4	4.5	4.6	0.0033	37	81	13.7	52	3430	55.0	62.0	64.0	0.54	0.65	0.73	0.322
		63	0.485	5.2	2.6	3	0.0104	53	117	11.5	44	1710	57.5	64.0	66.0	0.50	0.62	0.71	0.321
		63	0.727	3.5	2.5	2.8	0.0157	56	123	17.0	43	1140	52.0	59.0	64.0	0.35	0.45	0.52	0.453
		71	1.00	2.5	1.8	2.4	0.0223	50	110	25.4	41	825	46.0	52.5	59.5	0.30	0.37	0.46	0.550
0.18	0.25	63	0.379	6.3	4.4	4.4	0.0038	28	62	14.8	52	3415	57.5	64.0	68.0	0.54	0.66	0.74	0.449
		63	0.760	5.7	2.8	3.3	0.0145	40	88	15.9	44	1705	62.0	66.0	69.5	0.50	0.60	0.69	0.471
		71	1.17	3.7	2.3	2.7	0.0221	50	110	25.4	43	1110	57.5	59.5	67.5	0.35	0.44	0.53	0.632
		80	1.56	3.8	2.4	2.9	0.0681	56	123	29.8	42	830	50.5	60.0	64.0	0.38	0.48	0.59	0.598
0.25	0.33	63	0.501	6.6	4.8	4.7	0.0047	23	51	15.9	56	3415	64.0	68.0	69.5	0.53	0.65	0.74	0.610
		71	0.994	5.3	2.6	2.8	0.0157	40	88	17.6	43	1720	70.0	72.0	73.4	0.47	0.60	0.69	0.620
		80	1.47	5.1	2.1	3.1	0.0686	25	55	26.5	47	1165	64.1	70.5	71.4	0.43	0.55	0.65	0.676
		80	1.99	4.3	2.5	3	0.0802	30	66	32.0	42	860	67.5	68.0	68.5	0.37	0.48	0.57	0.804
0.37	0.5	71	0.753	7.0	3.1	3.3	0.0095	12	26	16.5	56	3440	70.0	73.4	73.4	0.64	0.76	0.82	0.772
		71	1.51	5.8	3.4	3.5	0.0195	55	121	20.9	43	1710	70.0	75.0	78.2	0.47	0.58	0.67	0.886
		80	2.27	4.9	2.4	2.8	0.0600	28	62	27.6	43	1140	66.0	70.0	75.3	0.47	0.60	0.70	0.881
		90S	2.98	4.6	2.3	3.1	0.1305	30	66	41.9	43	870	66.5	71.5	72.0	0.37	0.47	0.56	1.15
0.55	0.75	71	1.14	7.3	3.7	3.9	0.0112	17	37	18.7	56	3415	74.0	75.5	76.8	0.66	0.78	0.84	1.07
		80	2.26	7.3	3.4	3.8	0.0605	22	48	27.6	44	1720	77.0	80.0	81.1	0.60	0.73	0.78	1.09
		90S	3.34	6.4	2.6	3.4	0.1303	35	77	41.9	49	1165	78.0	81.5	81.7	0.45	0.58	0.67	1.26
		90L	4.52	4.5	2	2.5	0.1566	29	64	50.7	43	860	70.0	73.0	74.0	0.41	0.53	0.62	1.50
0.75	1	80	1.50	8.0	4.9	5	0.0180	32	70	29.8	59	3450	75.5	80.0	81.5	0.62	0.74	0.81	1.43
		90S	2.94	8.6	2.8	3.9	0.1163	22	48	40.8	49	1760	80.0	84.5	85.0	0.52	0.66	0.75	1.48
		90L	4.49	6.4	3	3.5	0.1561	36	79	55.1	49	1155	77.0	81.5	82.5	0.46	0.59	0.68	1.68
		100L	6.02	4.8	2	2.7	0.3014	61	134	67.3	50	860	70.0	74.0	75.5	0.38	0.50	0.59	2.11
1.1	1.5	80	2.25	8.0	5.3	5.2	0.0356	27	59	33.1	59	3450	78.5	81.5	84.0	0.62	0.74	0.81	2.03
		90S	4.43	8.5	2.9	3.5	0.1305	15	33	43.0	51	1755	80.0	84.0	86.5	0.57	0.70	0.78	2.05
		100L	9.04	4.9	2.2	2.7	0.3393	42	92	72.8	50	860	74.0	75.5	78.5	0.38	0.50	0.59	2.98
1.5	2	90S	2.97	8.4	4.1	4.4	0.0475	16	35	40.8	62	3485	80.0	82.5	85.5	0.64	0.75	0.82	2.69
		90L	5.90	8.3	3	4	0.1566	14	31	50.7	49	1755	82.5	85.5	86.5	0.56	0.69	0.78	2.79
		112M	12.0	5.7	2.8	3.3	0.5648	38	84	94.8	46	865	77.0	80.0	84.0	0.44	0.57	0.64	3.50
2.2	3	90L	4.47	8.4	4.3	4.6	0.0617	14	31	51.8	62	3480	84.0	85.5	86.5	0.64	0.76	0.83	3.85
		100L	8.88	9.0	3.8	3.7	0.2136	20	44	72.8	---	1750	86.6	88.2	89.5	0.54	0.67	0.75	4.11
		132S	13.2	6.1	1.8	3.1	1.17	50	110	139	55	1175	84.0	87.5	89.5	0.49	0.62	0.70	4.41
		132S	17.9	7.4	2.5	2.9	1.64	32	70	152	48	870	82.0	84.0	85.5	0.47	0.60	0.68	4.75
3	4	100L	5.90	9.2	3.8	5	0.1519	18	40	70.6	67	3510	82.5	86.5	88.5	0.68	0.79	0.85	5.01
		L100L	11.9	8.6	4.6	4.8	0.2848	18	40	82.7	54	1740	84.0	86.5	89.5	0.59	0.71	0.79	5.39
		132S	17.7	6.3	1.8	2.9	1.07	68	150	135	55	1170	85.5	88.5	89.5	0.49	0.62	0.70	6.01
		132M	23.8	7.5	3.2	3.4	1.99	26	57	165	48	870	83.5	85.0	86.5	0.45	0.58	0.67	6.50

continued on next page

Data subject to change without notice.

Metric Motors Cast Iron Frame - *continued*

Output		Frame	Full Load Torque (ft.lb)	Locked Rotor Current Code II/In	Locked Rotor Torque TI/Tn	Break-down Torque Tb/Tn	Inertia J (lb-ft2)	Allowable locked rotor time (s)		Weight (lb)	Sound dB(A)	460 V							
												Rated speed (rpm)	% of full load						Full load current In (A)
													Efficiency			Power Factor			
HP	kW							Hot	Cold				50	75	100	50	75	100	
4	5.5	112M	8.13	8.6	3.1	4.4	0.1898	24	53	90.4	64	3505	85.5	87.5	88.5	0.67	0.79	0.85	6.67
		112M	16.2	8.0	2.5	3.5	0.4312	19	42	97.0	56	1755	87.5	89.5	89.5	0.58	0.70	0.77	7.28
		132M	24.5	6.6	1.9	3	1.34	43	95	146	52	1165	85.5	88.5	89.5	0.50	0.63	0.71	7.90
		160M	32.4	5.2	2	2.7	2.39	47	103	251	54	880	84.0	86.5	86.5	0.49	0.62	0.71	8.17
5.5	7.5	132S	11.0	8.6	2.9	4.1	0.5126	29	64	143	67	3530	85.5	87.5	89.5	0.70	0.81	0.86	8.97
		132S	22.0	10.1	2.6	4.3	1.25	18	40	152	56	1765	88.5	91.0	91.7	0.65	0.77	0.83	9.07
		132M/L	33.2	7.4	2.4	3.5	1.79	32	70	176	52	1170	85.5	88.5	91.0	0.48	0.61	0.70	10.8
		160M	44.2	5.3	2	2.7	2.90	36	79	271	54	880	85.5	86.5	87.5	0.49	0.62	0.71	11.1
7.5	10	132S	14.7	9.1	3.3	4.4	0.5980	21	46	152	67	3535	86.5	89.5	90.2	0.68	0.79	0.85	12.3
		132M	29.3	9.0	2.7	4.3	1.52	16	35	172	56	1770	90.2	91.0	91.7	0.65	0.77	0.83	12.2
		160M	43.9	7.4	2.7	3.5	2.90	25	55	269	59	1180	87.5	89.5	91.0	0.59	0.69	0.75	13.8
		160L	58.9	5.7	2.4	2.9	3.75	26	57	320	54	880	88.5	89.0	89.5	0.49	0.62	0.70	15.0
9.2	12.5	132M	18.3	9.0	3.1	3.9	0.7261	20	44	172	67	3535	88.5	90.2	91.0	0.73	0.83	0.87	14.6
		160M	36.5	8.3	3	3.7	1.91	17	37	240	64	1775	87.5	90.2	92.4	0.66	0.77	0.82	15.2
		160L	54.9	7.5	2.7	3.4	3.41	22	48	302	59	1180	88.5	90.2	91.7	0.60	0.73	0.80	15.7
		180M	73.6	7.0	2.2	3	6.11	20	44	381	54	880	88.5	89.5	89.5	0.62	0.74	0.80	16.1
11	15	160M	21.9	8.7	3	4.3	0.9943	24	53	254	72	3555	88.5	91.0	91.7	0.69	0.80	0.84	17.9
		160M	43.8	8.3	3.1	3.8	2.38	16	35	271	64	1775	89.5	91.7	92.4	0.63	0.75	0.82	18.2
		160L	65.9	7.5	2.8	3.4	3.75	20	44	315	59	1180	88.5	90.2	91.7	0.61	0.73	0.80	18.8
		180L	88.3	7.6	2.6	3.4	6.75	16	35	408	54	880	88.5	89.5	89.5	0.59	0.71	0.79	19.5
15	20	160M	29.2	8.4	3	4.1	1.12	18	40	262	72	3550	89.5	91.7	91.7	0.69	0.80	0.84	24.4
		160L	58.4	8.3	3.3	4	2.88	13	29	320	64	1775	91.0	91.7	93.0	0.62	0.74	0.81	25.0
		180L	87.8	9.2	3	3.9	7.69	13	29	426	59	1180	91.0	91.7	91.7	0.68	0.79	0.83	24.7
		200L	117	5.2	2	2.4	10.8	44	97	518	56	885	89.5	91.0	91.0	0.55	0.67	0.74	28.0
18.5	25	160L	36.5	8.9	3.3	4.4	1.32	15	33	300	72	3550	90.2	91.7	92.4	0.69	0.80	0.84	29.9
		180M	73.0	8.1	3.3	3.8	4.75	21	46	397	64	1775	91.0	92.4	93.6	0.62	0.75	0.81	30.6
		200L	110	7.0	2.6	3.1	9.16	25	55	492	62	1180	91.0	91.7	93.0	0.62	0.74	0.81	30.8
		225S/M	146	7.0	1.9	3.1	26.3	43	95	831	60	885	93.0	93.0	93.0	0.60	0.72	0.79	31.6
22	30	180M	43.7	8.5	2.8	4.1	2.83	17	37	388	72	3555	90.2	91.7	92.4	0.71	0.81	0.86	34.7
		180L	87.6	8.6	3.5	3.9	5.39	19	42	437	64	1775	91.0	92.4	93.6	0.65	0.76	0.82	36.0
		200L	132	7.2	2.8	3.3	10.8	23	51	529	62	1180	91.7	92.4	93.0	0.62	0.74	0.80	37.1
		225S/M	176	6.6	1.5	2.4	30.6	38	84	886	60	885	92.4	92.5	92.8	0.59	0.71	0.79	37.7
30	40	200L	58.1	8.3	3	3.3	4.44	26	57	538	76	3565	91.0	92.4	93.0	0.73	0.82	0.86	47.1
		200L	116	8.2	3	3.6	8.23	19	42	536	66	1780	91.7	93.0	94.1	0.63	0.75	0.81	49.4
		225S/M	175	7.7	2.7	3.3	30.6	30	66	884	66	1185	93.0	94.1	94.1	0.67	0.78	0.84	47.6
		250S/M	233	6.6	2.2	2.6	33.9	40	88	1080	60	890	93.0	93.6	93.6	0.60	0.72	0.79	50.9

continued on next page

Metric Motors Cast Iron Frame - *continued*

Output		Frame	Full Load Torque (ft.lb)	Locked Rotor Current Code II/In	Locked Rotor Torque Tl/Tn	Break-down Torque Tb/Tn	Inertia J (lb-ft2)	Allowable locked rotor time (s)		Weight (lb)	Sound dB(A)	460 V							
												Rated speed (rpm)	% of full load						Full load current In (A)
													Efficiency			Power Factor			
HP	kW							Hot	Cold				50	75	100	50	75	100	
37	50	200L	72.5	8.3	3.3	3.3	5.03	22	48	584	76	3575	91.7	93.0	93.6	0.63	0.75	0.81	61.3
		225S/M	146	8.6	3.1	3.7	20.9	25	55	864	67	1780	93.0	94.1	94.5	0.68	0.79	0.84	58.5
		250S/M	219	7.8	2.8	3.3	33.8	29	64	1072	68	1185	93.6	94.1	94.1	0.69	0.79	0.84	58.8
		280S/M	291	6.7	2	2.7	66.9	45	99	1484	63	890	93.0	94.1	94.1	0.59	0.71	0.77	64.1
45	60	225S/M	87.2	7.8	2.4	3.4	10.5	29	64	917	79	3565	93.0	94.1	94.1	0.80	0.87	0.90	66.7
		225S/M	175	8.2	3.2	3.7	22.6	24	53	926	67	1780	93.6	94.5	95.0	0.69	0.79	0.85	69.9
		280S/M	261	7.2	2.6	3.4	66.5	48	106	1495	69	1190	93.0	94.5	94.5	0.62	0.74	0.80	74.7
		280S/M	349	6.4	1.9	2.6	82.8	42	92	1634	63	890	93.6	94.1	94.1	0.59	0.71	0.78	77.0
55	75	250S/M	109	8.6	2.9	3.7	11.6	28	62	1069	79	3570	93.6	94.2	94.2	0.80	0.87	0.90	81.4
		250S/M	218	8.2	3.3	3.1	26.3	27	59	1118	68	1785	93.6	94.5	95.4	0.67	0.79	0.85	85.1
		280S/M	327	7.0	2.6	3.3	77.1	46	101	1594	69	1190	93.6	94.5	94.5	0.64	0.75	0.81	90.2
		315S/M	437	6.6	1.9	2.6	74.6	63	139	2064	66	890	93.6	94.5	94.5	0.62	0.73	0.78	93.7
75	100	280S/M	145	7.9	2.4	3.5	28.6	59	130	1603	81	3580	92.4	94.1	94.5	0.80	0.87	0.90	111
		280S/M	290	7.9	2.7	3.4	53.5	47	103	1607	73	1785	93.0	94.5	95.4	0.72	0.81	0.85	116
		315S/M	435	7.0	2.6	3.1	79.2	61	134	2121	70	1190	94.1	95.0	95.0	0.64	0.75	0.81	122
		315S/M	582	6.5	2	2.6	95.7	60	132	2313	66	890	94.1	95.0	95.0	0.62	0.73	0.78	127
90	125	280S/M	181	7.7	2.3	3.3	31.8	52	114	1680	81	3580	93.0	94.5	95.0	0.82	0.88	0.90	132
		280S/M	363	8.0	2.7	3.4	60.6	41	90	1713	73	1785	93.6	95.0	95.4	0.71	0.81	0.85	139
		315S/M	544	7.0	2.6	3.1	94.8	61	134	2311	70	1190	94.5	95.4	95.4	0.64	0.75	0.81	146
		315S/M	728	6.8	2.1	2.7	114	55	121	2534	66	890	93.5	94.0	94.5	0.61	0.73	0.78	153
110	150	315S/M	217	8.4	2.5	3.7	50.2	59	130	2121	81	3585	92.4	94.1	95.0	0.78	0.86	0.89	163
		315S/M	434	7.8	3	3.2	58.7	57	125	2227	75	1790	93.6	95.0	95.8	0.71	0.81	0.85	170
		315S/M	653	7.0	2.5	2.7	105	53	117	2439	70	1190	95.0	95.8	95.8	0.64	0.75	0.81	178
		315L	873	6.7	2.1	2.7	298	49	108	3014	71	890	94.5	95.4	95.4	0.60	0.72	0.78	186
132	175	315S/M	253	8.2	2.5	3.4	60.7	54	119	2311	81	3580	93.6	94.5	95.4	0.82	0.88	0.90	193
		315S/M	507	7.9	3.1	3.3	69.7	57	125	2414	75	1790	94.1	95.4	96.2	0.72	0.81	0.85	203
		315S/M	762	7.2	2.9	3.2	121	46	101	2624	70	1190	95.0	95.8	95.8	0.63	0.75	0.81	214
		315L	1013	6.9	2.3	2.7	313	47	103	3325	71	895	95.0	95.4	95.4	0.60	0.72	0.78	223
150	200	315S/M	289	8.5	2.6	3	65.7	46	101	2401	81	3585	93.6	95.4	95.4	0.79	0.87	0.90	219
		315S/M	579	7.8	2.8	2.8	105	43	95	2478	75	1790	94.5	95.8	96.2	0.72	0.82	0.86	228
		315L	871	7.3	2.8	3	264	41	90	3010	71	1190	95.4	95.8	95.8	0.66	0.77	0.82	240
160	220	315S/M	318	8.4	2.7	3.5	71.0	43	95	2489	81	3580	94.1	95.0	95.4	0.81	0.88	0.90	234
		315S/M	637	7.8	3.2	3.2	76.9	49	108	2540	75	1790	94.5	95.4	96.2	0.72	0.82	0.85	246
		315L	958	7.4	3	3.2	264	45	99	3193	71	1190	95.4	95.8	95.8	0.64	0.76	0.81	259
		355M/L	1274	7.0	1.2	2.8	410	83	183	3852	75	895	95.0	95.8	95.8	0.61	0.73	0.79	265
185	250	315S/M	362	8.3	2.9	3.4	76.0	42	92	2639	81	3580	94.5	95.4	95.8	0.82	0.88	0.90	269
		315S/M	724	7.8	3.2	3.1	82.2	39	86	2695	75	1790	95.0	95.8	96.2	0.72	0.81	0.85	284
		355M/L	1084	7.1	2.5	2.9	264	48	106	3674	77	1195	94.3	95.4	95.8	0.60	0.72	0.78	311
		355M/L	1447	7.1	1.4	2.8	440	64	141	4011	75	895	95.0	95.8	95.8	0.61	0.73	0.78	311

continued on next page

Data subject to change without notice.

Metric Motors Cast Iron Frame - *continued*

Output		Frame	Full Load Torque (ft.lb)	Locked Rotor Current Code II/In	Locked Rotor Torque TI/Tn	Break-down Torque Tb/Tn	Inertia J (lb-ft2)	Allowable locked rotor time (s)		Weight (lb)	Sound dB(A)	460 V							
												Rated speed (rpm)	% of full load						Full load current In (A)
													Efficiency			Power Factor			
HP	kW							Hot	Cold				50	75	100	50	75	100	
200	270	315L	391	7.8	3	3.5	81.3	40	88	2878	82	3580	94.5	95.4	95.8	0.81	0.88	0.90	291
		315L	781	7.8	3.1	3.1	93.4	40	88	2937	77	1790	95.0	95.8	96.2	0.72	0.82	0.85	307
		355M/L	1171	6.9	2.4	2.8	286	58	128	3834	77	1195	94.2	95.4	95.8	0.62	0.73	0.79	332
		355M/L	1563	6.8	1.2	2.7	449	70	154	4170	75	895	95.0	95.8	95.8	0.61	0.73	0.79	332
220	300	315L	434	7.9	2.7	3.2	88.3	44	97	3021	82	3580	95.4	95.8	96.2	0.84	0.89	0.91	315
		315L	868	7.9	3.4	3.3	163	40	88	3153	77	1790	95.4	95.8	96.2	0.72	0.81	0.85	338
		355M/L	1301	7.0	2.6	2.9	318	50	110	4088	77	1195	94.8	95.8	95.8	0.60	0.72	0.78	370
250	340	315L	492	7.8	2.8	3.2	98.9	34	75	3162	82	3580	95.4	96.2	96.2	0.84	0.90	0.91	358
		315L	984	7.9	3.5	3.4	199	38	84	3367	77	1790	95.4	96.2	96.2	0.71	0.81	0.85	384
		355M/L	1474	7.0	2.6	2.8	356	51	112	4344	77	1195	95.1	95.5	95.9	0.61	0.73	0.78	419
260	350	355M/L	506	7.9	2.4	3.3	120	54	119	3671	84	3585	94.5	95.8	96.2	0.86	0.90	0.91	373
		315L	1013	7.9	3.5	3.4	199	38	84	3367	77	1790	95.4	96.2	96.2	0.71	0.81	0.85	384
		355M/L	1517	7.0	2.6	2.8	356	51	112	4344	77	1195	95.1	95.5	95.9	0.61	0.73	0.78	436
280	380	355M/L	549	7.9	2.3	3	132	41	90	3861	84	3585	94.5	95.8	96.2	0.88	0.92	0.92	397
		355M/L	1100	7.9	2.9	3.2	229	42	92	3737	78	1790	95.4	96.2	96.2	0.72	0.81	0.85	430
		355M/L	1647	7.0	2.4	2.7	356	38	84	4344	77	1195	95.1	95.7	96.0	0.61	0.73	0.78	469
315	430	355M/L	621	7.9	2.5	3.1	142	45	99	4053	84	3585	95.4	96.2	96.2	0.88	0.92	0.92	447
		355M/L	1245	8.1	3.1	3.5	254	41	90	3907	78	1790	95.4	96.2	96.5	0.65	0.77	0.83	494
355	480	355M/L	1389	7.8	2.7	2.9	275	37	81	4141	78	1790	95.8	96.2	96.5	0.74	0.83	0.85	543

Super Premium Efficiency Motors

Output		Frame	Full Load Torque (ft.lb)	Locked Rotor Current		Locked Rotor Torque Tl/Tn	Break-down Torque Tb/Tn	Inertia J (lb-ft2)	Allowable locked rotor time (s)		Weight (lb)	Sound dB(A)	Service Factor	460 V							
														Rated speed (rpm)	% of full load						Full load current In (A)
															Efficiency			Power Factor			
HP	kW			Code	Il/In				Hot	Cold					50	75	100	50	75	100	
1	0.75	143/5T	1.49	J	7.2	2.5	3.0	0.0415	36	79	39.7	68.0	1.25	3485	81.5	82.5	84.0	0.69	0.79	0.83	1.35
1	0.75	L143T	2.94	L	9.0	2.6	3.3	0.1554	33	73	50.7	51.0	1.25	1760	84.0	86.5	87.5	0.59	0.70	0.79	1.33
1.5	1.1	143/5T	2.23	K	8.4	3.0	3.5	0.0470	29	64	41.9	68.0	1.25	3485	84.0	85.5	86.5	0.67	0.78	0.83	1.92
1.5	1.1	L143/5T	4.42	L	8.8	2.8	3.4	0.1815	20	44	55.1	51.0	1.25	1760	85.5	87.5	88.5	0.62	0.74	0.81	1.93
2	1.5	143/5T	2.97	K	8.2	3.2	3.6	0.0610	23	51	50.7	68.0	1.25	3490	85.5	87.5	87.5	0.69	0.80	0.84	2.56
2	1.5	L143/5T	5.89	L	8.6	2.9	3.6	0.1815	14	31	57.3	51.0	1.25	1760	86.5	87.5	88.5	0.61	0.74	0.81	2.63
3	2.2	182T	4.42	K	8.5	2.4	3.6	0.1920	50	110	88.2	69.0	1.25	3520	84.0	86.5	88.5	0.70	0.81	0.85	3.67
3	2.2	182/4T	8.81	K	8.3	2.3	3.2	0.4017	36	79	92.6	56.0	1.25	1765	87.5	88.5	91.0	0.63	0.75	0.81	3.75
3	2.2	213/5T	13.2	K	7.2	1.8	2.9	1.53	90	198	172	55.0	1.25	1175	87.5	89.5	90.2	0.51	0.63	0.71	4.31
5	3.7	182/4T	7.39	J	8.2	2.4	3.5	0.2233	30	66	94.8	69.0	1.25	3505	87.5	88.5	90.2	0.73	0.83	0.86	5.99
5	3.7	L182/4T	14.8	J	7.5	2.3	3.1	0.4877	20	44	101	56.0	1.25	1755	88.5	90.2	91.0	0.61	0.73	0.80	6.38
5	3.7	L213/5T	22.1	J	7.0	1.9	2.5	1.80	70	154	198	55.0	1.25	1170	89.5	91.0	91.0	0.56	0.68	0.75	6.80
7.5	5.5	213/5T	11.0	J	7.6	2.3	3.3	0.5548	37	81	141	72.0	1.25	3530	87.5	89.5	91.0	0.73	0.82	0.86	8.82
7.5	5.5	L213T	22.0	K	8.5	2.3	3.5	1.51	20	44	172	58.0	1.25	1770	91.0	92.4	93.0	0.65	0.76	0.83	8.94
7.5	5.5	254/6T	33.1	H	6.8	2.5	3.1	4.57	50	110	304	59.0	1.25	1175	90.2	91.7	92.4	0.60	0.72	0.79	9.46
10	7.5	213/5T	14.7	J	8.0	2.4	3.2	0.7185	34	75	172	72.0	1.25	3535	89.5	91.0	91.7	0.77	0.85	0.89	11.5
10	7.5	L213/5T	29.4	K	8.4	2.3	3.5	1.78	16	35	181	58.0	1.25	1765	91.7	92.4	93.0	0.66	0.78	0.84	12.0
10	7.5	254/6T	43.9	H	6.8	2.4	3.0	5.40	40	88	344	59.0	1.25	1180	91.0	92.4	92.4	0.62	0.74	0.80	12.7
15	11	254T	21.9	J	7.7	2.7	3.5	1.56	28	62	273	72.0	1.25	3545	90.2	91.7	92.4	0.72	0.82	0.86	17.4
15	11	254/6T	43.8	K	8.5	2.8	3.3	3.66	20	44	280	64.0	1.25	1775	91.7	93.0	93.6	0.66	0.76	0.83	17.8
15	11	284/6T	65.9	H	7.1	2.6	3.0	7.69	25	55	410	59.0	1.25	1180	91.7	92.4	93.0	0.65	0.76	0.82	18.1
20	15	254/6T	29.2	H	7.6	2.6	3.4	1.91	23	51	311	72.0	1.25	3545	91.0	92.4	93.0	0.75	0.84	0.88	23.0
20	15	254/6T	58.5	J	7.4	2.6	3.0	4.29	30	66	326	64.0	1.25	1770	93.0	93.6	94.1	0.63	0.75	0.81	24.7
20	15	284/6T	87.8	J	7.4	2.7	3.0	9.29	20	44	474	59.0	1.25	1180	91.7	92.4	93.0	0.67	0.78	0.83	24.4
25	18.5	284/6T	36.5	H	7.5	2.4	3.3	2.68	20	44	386	72.0	1.25	3550	91.7	93.0	93.6	0.75	0.83	0.87	28.5
25	18.5	284/6T	73.0	K	8.3	3.0	3.4	4.94	26	57	406	64.0	1.25	1775	93.0	94.1	94.5	0.62	0.74	0.81	30.3
25	18.5	324/6T	109	J	7.3	2.6	3.1	11.2	30	66	527	62.0	1.25	1185	92.4	93.6	94.1	0.61	0.73	0.80	30.8
30	22	284/6T	43.8	H	7.5	2.4	3.3		19	42	437	72.0	1.25	3550	92.4	93.6	93.6	0.76	0.84	0.88	33.5
30	22	284/6T	87.6	J	8.0	3.2	3.5	5.67	25	55	450	64.0	1.25	1775	93.0	94.1	94.5	0.64	0.76	0.82	35.6
30	22	324/6T	131	H	7.0	2.6	3.0	12.9	27	59	584	62.0	1.25	1185	92.4	93.6	94.1	0.60	0.73	0.80	36.7
40	30	324/6TS	58.1	H	7.5	2.8	3.0	4.63	27	59	547	76.0	1.25	3565	92.4	94.1	94.1	0.74	0.83	0.86	46.5
40	30	324/6T	116	K	8.4	3.2	3.5	8.83	22	48	534	66.0	1.25	1780	93.6	94.5	95.0	0.64	0.75	0.81	48.9
40	30	364/5T	174	K	8.4	2.6	3.2	24.2	22	48	875	66.0	1.25	1190	93.6	94.5	95.0	0.64	0.76	0.81	48.9
50	37	324/6T	72.6	H	7.7	3.0	3.0	5.43	25	55	606	76.0	1.25	3570	93.0	94.5	94.5	0.74	0.83	0.86	57.1
50	37	324/6T	146	H	7.4	2.6	3.0	9.82	20	44	598	66.0	1.25	1780	94.1	95.0	95.4	0.62	0.73	0.81	60.1
50	37	364/5T	218	K	8.5	2.6	3.3	25.0	12	26	895	66.0	1.25	1190	93.6	94.5	95.0	0.63	0.75	0.81	60.3
60	45	364/5TS	87.1	H	7.9	2.4	3.2	8.61	25	55	926	79.0	1.25	3570	93.0	94.5	95.0	0.79	0.86	0.89	66.8
60	45	364/5T	175	J	8.5	2.7	3.2	16.9	24	53	897	67.0	1.25	1780	94.5	95.4	95.8	0.69	0.80	0.84	70.2
60	45	404/5T	262	J	7.9	2.8	3.2	39.1	22	48	1111	68.0	1.25	1185	94.1	95.0	95.4	0.65	0.77	0.82	72.2

continued on next page

Data subject to change without notice.

Super Premium Efficiency Motors - *continued*

Output		Frame	Full Load Torque (ft.lb)	Locked Rotor Current		Locked Rotor Torque Tl/Tn	Break-down Torque Tb/Tn	Inertia J (lb-ft2)	Allowable locked rotor time (s)		Weight (lb)	Sound dB(A)	Service Factor	460 V							
														Rated speed (rpm)	% of full load						Full load current In (A)
															Efficiency			Power Factor			
HP	kW			Code	Il/In				Hot	Cold					50	75	100	50	75	100	
75	55	364/5TS	109	H	8.0	2.6	3.2	8.61	14	31	937	79.0	1.25	3570	93.6	95.0	95.0	0.77	0.85	0.88	82.6
75	55	364/5T	218	J	8.4	2.8	3.2	16.9	16	35	919	67.0	1.25	1780	94.5	95.4	95.8	0.68	0.78	0.83	86.8
75	55	404/5T	327	J	8.0	2.8	3.0	41.3	15	33	1125	68.0	1.25	1190	94.1	95.0	95.4	0.64	0.75	0.81	89.3
100	75	404/5TS	145	H	8.0	2.9	3.2	14.3	20	44	1180	79.0	1.25	3565	94.5	95.4	95.4	0.81	0.87	0.89	111
100	75	404/5T	291	K	8.8	2.7	3.1	28.7	12	26	1188	68.0	1.25	1780	95.4	95.8	96.2	0.70	0.80	0.84	116
100	75	444/5T	435	J	7.6	2.6	3.2	106	27	59	1896	69.0	1.25	1190	94.5	95.4	95.8	0.60	0.72	0.79	124
125	90	444/5TS	181	J	8.2	2.3	3.1	31.3	44	97	1680	81.0	1.25	3580	94.1	95.4	95.8	0.76	0.84	0.87	136
125	90	444/5T	363	J	8.2	2.4	3.0	58.4	38	84	1722	73.0	1.25	1785	95.0	95.8	96.2	0.68	0.79	0.84	140
125	93	444/5T	544	J	7.6	2.4	2.6	114	25	55	1945	69.0	1.25	1190	95.0	95.8	95.8	0.62	0.74	0.80	152
150	110	444/5TS	217	H	7.9	2.6	3.2	38.5	30	66	1863	81.0	1.25	3580	94.5	95.8	96.2	0.77	0.85	0.88	163
150	110	444/5T	435	K	8.9	2.5	3.0	73.0	30	66	1951	73.0	1.25	1785	95.4	96.2	96.5	0.68	0.79	0.84	170
150	110	447/9T	653	J	7.5	2.6	3.2	145	22	48	2256	70.0	1.25	1190	95.0	95.8	96.2	0.62	0.74	0.80	179
200	150	445/7TS	290	H	7.3	2.4	2.9	41.6	28	62	2029	81.0	1.25	3575	95.4	96.2	96.2	0.83	0.88	0.90	217
200	150	447/9T	580	J	7.7	2.8	3.0	98.7	24	53	2293	75.0	1.25	1785	95.8	96.5	96.8	0.66	0.77	0.83	234
200	150	447/9T	871	J	7.5	2.6	3.0	156	15	33	2326	70.0	1.25	1190	95.4	95.8	96.2	0.60	0.72	0.80	245
250	185	445/7TS	362	H	7.9	2.2	3.0	46.7	23	51	2183	81.0	1.25	3575	95.8	96.5	96.5	0.82	0.88	0.90	267
250	185	447/9T	726	H	7.5	2.7	2.9	104	21	46	2536	75.0	1.25	1785	96.2	96.5	96.8	0.68	0.78	0.84	286
250	185	586/7T	1088	G	6.4	2.1	2.1	226	50	110	3638	77.0	1.25	1190	95.0	95.9	96.3	0.67	0.77	0.81	298