



TQ900-11

- Robust design
- Metal enclosure
- Position indicator
- Large wiring compartment
- External watertight collar
- 3 cable entries M 20 x 1.5
- Twisting of towing eye not possible
- one-side operation / wire up to 50 m long

Data

Ordering data

Product type description	TQ 900-11
Article number (order number)	101184478
EAN (European Article Number)	4030661332826
eCl@ss number, Version 9.0	27-27-06-07

Certifications

Certificates	TÜV
	CCC
	EAC

General data

Product name	TQ 900
Standards	IEC/EN 60947-5-1
Enclosure material	Zinc die-cast
Enclosure coating material	painted
Material of the contacts, electrical	Silver
Material of the cover	Glass-fibre, thermoplastic
Length of the wire, minimum	5 m
Length of the wire, maximum	50 m

Gross weight 1255.000 g

General data - Features

Indicator lamp Yes
Number of openers 1
Number of shutters 1

Safety appraisal

Standards ISO 13849-1
Mission Time 20 Year(s)

Safety appraisal - Safety outputs

B10d Normally-closed contact (NC) 100,000 Operations
B10d Normally open contact (NO) 100,000 Operations

Mechanical data

Mechanical life, minimum 1,000,000 Operations
Actuating force, maximum 200 N
Actuating travel 400 mm

Mechanical data - Connection technique

Terminal Connector Screw connection
Cable section, minimum 0.75 mm²
Cable section, maximum 1 x 2.5 mm²
Note (Cable section) All indications about the cable section are including the conductor ferrules.

Mechanical data - Dimensions

Height of the Sensor, minimum 220.3 mm
Height of the Sensor, maximum 236.3 mm
Length of sensor 69.7 mm
Width of sensor 71.5 mm

Ambient conditions

Protection class IP 67 to IEC/EN 60529
Ambient temperature, minimum -25 °C
Ambient temperature, maximum +70 °C

Ambient conditions - Insulation value

Rated impulse withstand voltage 6 kV

Electrical data

Thermal test current 6 A
Utilisation category AC-15 230 VAC
Utilisation category AC-15 4 A
Utilisation category DC-13 24 VDC
Utilisation category DC-13 1 A
Switching element NO contact, NC contact
Switching principle Creep circuit element

Notes

Note (General) For lengths of over 10 m, intermediate wire supports must be installed every 3 to 5 m.
Recommended cable lengths for pull-wire Emergency-Stop switches in relation to the range of ambient temperature.
As the thimbles are subject to deformation in case of wire pull, the wire should be pulled several times after fitting. After that, the wire must be re-tensioned using the eyebolt or the tensioner.
The screwed G24-M20 indicator lamp must be ordered separately, see accessories.

Ordering code

Product type description:

TQ 900-(1)(2)

(1)

11 1 NO contacts/1 NC contact
13 1 NO contacts/3 NC contact
22 2 NO contacts/2 NC contact
02 2 NC contact
04 4 NC contact

Pictures

Product picture (catalogue individual photo)

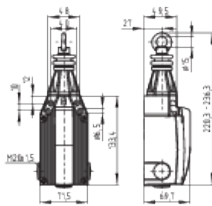


ID: ktq90f02

| 1.011,7 kB | .jpg | 249.767 x 625.122 mm - 708 x 1772 Pixel - 72 dpi

| 108,8 kB | .png | 74.083 x 185.208 mm - 210 x 525 Pixel - 72 dpi

Dimensional drawing basic component



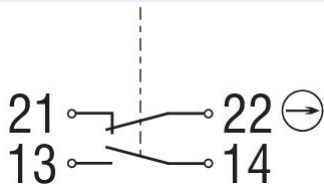
ID: 1tq-9g01

| 128,2 kB | .jpg | 352.778 x 247.297 mm - 1000 x 701 Pixel - 72 dpi

| 11,1 kB | .png | 74.083 x 51.858 mm - 210 x 147 Pixel - 72 dpi

| 58,9 kB | .cdr |

Diagram

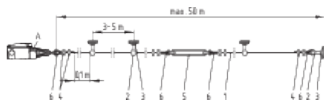


ID: ktf--k01

| 16,0 kB | .cdr |

Operating principle

ID: kzq90a01



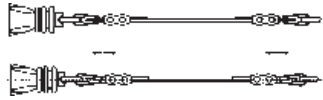
| 5,0 kB | .png | 74.083 x 21.167 mm - 210 x 60 Pixel - 72 dpi

| 61,9 kB | .cdr |

| 59,7 kB | .jpg | 352.778 x 101.247 mm - 1000 x 287 Pixel - 72 dpi

Operating principle

ID: kzq90a03



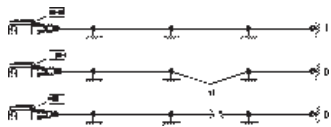
| 1,7 kB | .png | 74.083 x 21.519 mm - 210 x 61 Pixel - 72 dpi

| 74,1 kB | .jpg | 352.778 x 103.011 mm - 1000 x 292 Pixel - 72 dpi

| 28,7 kB | .cdr |

Operating principle

ID: kzq90a05



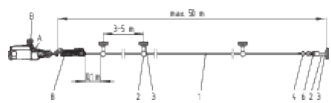
| 1,5 kB | .png | 74.083 x 27.517 mm - 210 x 78 Pixel - 72 dpi

| 67,9 kB | .cdr |

| 66,9 kB | .jpg | 352.778 x 130.528 mm - 1000 x 370 Pixel - 72 dpi

Operating principle

ID: kzq90a09



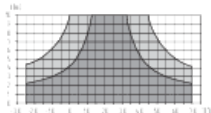
| 119,5 kB | .cdr |

| 4,1 kB | .png | 74.083 x 20.814 mm - 210 x 59 Pixel - 72 dpi

| 51,8 kB | .jpg | 352.778 x 99.131 mm - 1000 x 281 Pixel - 72 dpi

Characteristic curve

ID: kzq70d02



| 90,7 kB | .jpg | 352.778 x 352.778 mm - 1000 x 1000 Pixel - 72 dpi

| 3,0 kB | .png | 74.083 x 74.083 mm - 210 x 210 Pixel - 72 dpi

K.A. Schmersal GmbH & Co. KG, Möddinghofe 3, D-42279 Wuppertal

The details and data referred to have been carefully checked. Images may diverge from original. Further technical data can be found in the manual. Technical amendments and errors possible.

Generated on 22.09.2020 16:36:33