

## Datasheet - T1R 236-20Z



Position switch / 236 Thermoplastic enclosure - EN 50047 with Actuator / 236 Offset roller lever 1r

Preferred typ



- Thermoplastic enclosure
- Good resistance to oil and petroleum spirit
- Wide range of alternative actuators
- 30 mm x 58,5 mm x 30 mm
- 1 Cable entry M 20 x 1.5
- Double-insulated
- Mounting details to EN 50047
- Actuator heads can be repositioned by 4 x 90°


(Minor differences between the printed image and the original product may exist!)

### Ordering details

Product type description	T1R 236-20Z
Article number	101171508
EAN code	4030661298993
eCl@ss	27-27-26-01

### Approval


Approval



### Classification

Standards	ISO 13849-1
Mission time notice	20 Years
	$MTTF_d = \frac{B_{10d}}{0,1 \times n_{op}}$ $n_{op} = \frac{d_{op} \times h_{op} \times 3600 \text{ s/h}}{t_{cycle}}$

### Global Properties

Product name	T 236 Rollenhebel 1R
Standards	IEC 60947-5-1, ISO 13849-1, BG-GS-ET-15
Compliance with the Directives (Y/N) 	Yes
Suitable for safety functions (Y/N)	No
Materials	
- Material of the housings	Plastic, glass-fibre reinforced thermoplastic, self-extinguishing
- Material of the contacts	Silver
Housing coating	None
Housing construction form	Norm construction design
Weight	60 g

## Mechanical data

Design of electrical connection	Screw connection
Cable section	
- Min. Cable section	1.5 mm <sup>2</sup>
- Max. Cable section	2.5 mm <sup>2</sup>
Mechanical life	20.000.000 operations
Switching frequency	max. 5000/h
notice	All indications about the cable section are including the conductor ferrules.
Design of actuating element	Offset roller lever
Actuating force	min. 9 N
Bounce duration	in accordance with actuating speed
Switchover time	in accordance with actuating speed
Positive break force	19 N
Actuating speed with actuating angle 30° to switch axis	
- Min. Actuating speed	160 mm/min
- Max. Actuating speed	1 m/s

## Ambient conditions

Ambient temperature	
- Min. environmental temperature	-30 °C
- Max. environmental temperature	+80 °C
Protection class	IP67

## Electrical data

Design of control element	Normally open contact (NO)
Switching principle	Creep circuit element
Number of auxiliary contacts	2 piece
Number of safety contacts	0 piece
Rated impulse withstand voltage $U_{imp}$	6 kV
Rated insulation voltage $U_i$	500 V
Thermal test current $I_{the}$	10 A
Utilisation category	AC-15: 230 V / 4 A, DC-13: 24 V / 1 A
Required rated short-circuit current	1000 A
Max. fuse rating	6 A gG D-fuse

## Dimensions

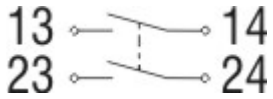
Dimensions of the sensor

- Width of sensor	30 mm
- Height of sensor	89.5 mm
- Length of sensor	30 mm

**notice**

Switch with 2 NO contacts are not for security tasks

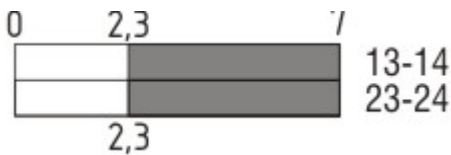
**Diagram**



Note Diagram

- positive break NC contact
- active
- no active
- Normally-open contact
- Normally-closed contact

**Switch travel diagram**



Notes Switch travel diagram

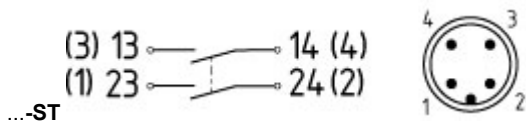
- Contact closed
- Contact open
- Setting range
- Break point
- Positive opening sequence/- angle
- VS** adjustable range of NO contact
- VÖ** adjustable range of NC contact
- N** after travel

**Ordering suffix**

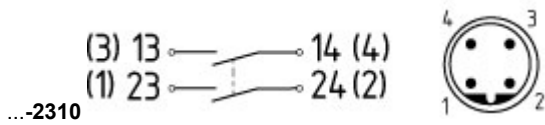
The applicable ordering suffix is added at the end of the part number of the safety switch.

Order example: T1R 236-20Z-1637

....-1637	0,3 µm gold-plated contacts
....- ID	IDC method of termination
....-NPT	Cable entry NPT 1/2"
....-1297	Enclosure with transverse slotted holes
	M12 connector with A-coding
	Rated impulse withstand voltage $U_{imp}$ : 0,8 kV



Rated insulation voltage  $U_i$ : 50 V  
 Operating current  $I_e$ : AC-15 50 V / 4 A  
 Caution! The versions with connector may only be used in PELV circuits to EN 60204-1.



M12 connector with B-coding  
 Rated impulse withstand voltage  $U_{imp}$ : 0,8 kV  
 Rated insulation voltage  $U_i$ : 50 V  
 Operating current  $I_e$ : AC-15 50 V / 4 A  
 Caution! The versions with connector may only be used in PELV circuits to EN 60204-1.

## Ordering code

(1)(2) 2(3)6-(4)Z(5)-(6)-(7)-(8)-(9)

(1)

Z

T

Snap action

Slow action

(2)

S

Plunger S

R

Roller plunger R

4S

Plunger 4S

4R

Roller plunger 4R

1R

Offset roller lever 1R

K

Offset roller lever K

3K

Angle roller lever 3K

4K

Angle roller lever 4K

K4

Angle roller lever K4

1H

Roller lever 1H

7H

Roller lever 7H

10H

Rod lever 10H

12H

Roller lever 12H

14H

Roller lever 14H

AF

Spring rod lever AF

(3)

3

slim design

5

large design

(4)

02

2 Opener (NC)

11

1 Normally open contact (NO) / 1 Opener (NC)

20

2 Normally open contact (NO), (Switch with 2 NO contacts are not for security tasks)

(5)

H

Slow action with staggered contacts

UE

Slow action with overlapping contacts

(6)

without

Cable entry M20

ID

IDC method of termination

NPT

cable entry NPT 1/2"

ST

M12 connector with A-coding

ST-2310

M12 connector with B-coding

<b>(7)</b> <b>1297</b>	Enclosure with transverse slotted holes
<b>(8)</b> <b>2138</b>	Roller lever 7H for Position switches with safety function
<b>(9)</b> <b>1637</b>	gold-plated contacts

## Documents

---

**Operating instructions and Declaration of conformity (da)** 304 kB, 21.08.2013

Code: mrl\_ZT235\_236\_da

**Operating instructions and Declaration of conformity (de)** 302 kB, 09.03.2016

Code: mrl\_ZT235\_236\_de

**Operating instructions and Declaration of conformity (en)** 334 kB, 09.03.2016

Code: mrl\_ZT235\_236\_en

**Operating instructions and Declaration of conformity (pl)** 358 kB, 16.04.2014

Code: mrl\_ZT235\_236\_pl

**Operating instructions and Declaration of conformity (pt)** 323 kB, 15.07.2014

Code: mrl\_ZT235\_236\_pt

**Operating instructions and Declaration of conformity (es)** 318 kB, 13.04.2016

Code: mrl\_ZT235\_236\_es

**Operating instructions and Declaration of conformity (it)** 300 kB, 16.04.2014

Code: mrl\_ZT235\_236\_it

**Operating instructions and Declaration of conformity (fr)** 321 kB, 16.04.2014

Code: mrl\_ZT235\_236\_fr

**Operating instructions and Declaration of conformity (jp)** 574 kB, 16.04.2014

Code: mrl\_ZT235\_236\_jp

**Operating instructions and Declaration of conformity (nl)** 318 kB, 16.04.2014

Code: mrl\_ZT235\_236\_nl

**CCC certification (cn)** 782 kB, 28.06.2016

Code: q\_235p02

**CCC certification (en)** 803 kB, 28.06.2016

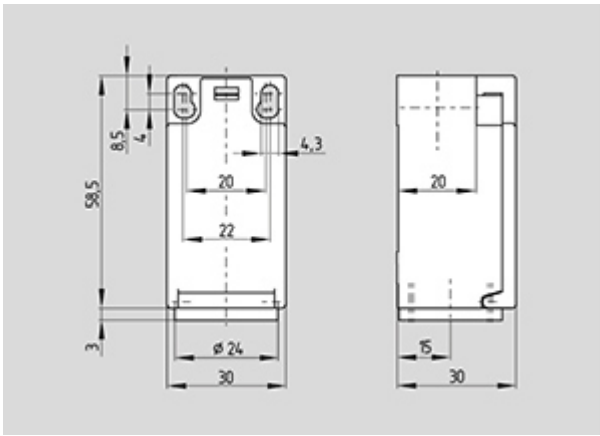
Code: q\_235p01

**EAC certification (ru)** 844 kB, 05.10.2015

Code: q\_6037p17\_ru

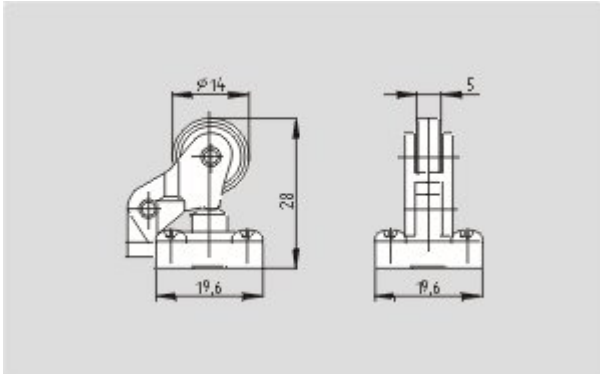
## Images

---



Dimensional drawing (basic component)

---



Dimensional drawing (actuator)

---

K.A. Schmersal GmbH & Co. KG, Mödinghofe 30, D-42279 Wuppertal

The data and values have been checked thoroughly. Technical modifications and errors excepted.

Generiert am 19.07.2016 - 18:42:15h Kasbase 3.2.4.F.64I