



RS656-Z22

- Thermoplastic enclosure
- wire pull and breakage detection
- Protection class IP66, IP67
- Central connection terminal
- Mechanical switching position indication
- two-side operation / wire up to 2 x 100 m

Data

Ordering data

Product type description	RS656-Z22
Article number (order number)	153031613
EAN (European Article Number)	4030661532998
eCl@ss number, version 12.0	27-37-12-01
eCl@ss number, version 11.0	27-37-12-01
eCl@ss number, version 9.0	27-37-12-01
ETIM number, version 7.0	EC002026
ETIM number, version 6.0	EC002026

Approvals - Standards

Certificates	TÜV cULus CCC
--------------	---------------------

General data

Standards	EN 620 EN ISO 13850 EN IEC 60947-5-1 EN IEC 60947-5-5
Enclosure material	thermosetting resin
Material of the contacts, electrical	Silver
Material of the housing cover	thermosetting resin
Length of the wire, maximum	100 m
Gross weight	1,690 g

General data - Features

Number of auxiliary contacts	2
Number of safety contacts	2

Safety classification

Standards	EN ISO 13849-1
Mission time	20 Year(s)

Safety classification - Safety outputs

B _{10D} Normally-closed contact (NC)	100,000 Operations
---	--------------------

Mechanical data

Actuating element	Roller lever N300
Mechanical life, minimum	100,000 Operations
Actuation direction	Each time 75° right-hand side and left-hand side rotation

Mechanical data - Connection technique

Termination	Spring pulley connection
-------------	--------------------------

Cable entry	2 x M25 x 1.5
Cable section, minimum	0.5 mm ² , flexible
Cable section, maximum	2.5 mm ² , flexible

Ambient conditions

Degree of protection	IP67 IP66
Ambient temperature, minimum	-40 °C
Ambient temperature, maximum	+70 °C
Protection class	II

Ambient conditions - Insulation values

Rated insulation voltage U_i	300 V
Rated impulse withstand voltage U_{imp}	4 kV
Degree of pollution to IEC/EN 60947-1	3

Electrical data

Thermal test current	6 A
Utilisation category AC-15	230 VAC
Utilisation category AC-15	3 A
Utilisation category DC-13	24 VDC
Utilisation category DC-13	3 A
Switching principle	Snap action

Other data

Note (applications)	Pull-wire emergency stop switches
---------------------	-----------------------------------

Ordering code

Product type description:

RS65(1)-Z22-(2)-(3)

(1)

5	Grey cast iron, painted
6	thermosetting resin

(2)

G024	Indicator lamp 24 VDC, red
G115	Indicator lamp 115 VAC, red
G230	Indicator lamp 230 VAC, red

(3)

without	Standard version (without Dupline® input module)
DS	With integrated Dupline® input module

Documents

Operating instructions and Declaration of conformity

RS655 / RS656
(1.3 MB, 12/19/2019)

CCC certification

BS655 / BS656 / RS655 / RS656 (2.7 MB, 10/05/2020)

UL Certificate

BS655 / BS656 / RS655 / RS656 (208.8 kB, 03/10/2021)

Brochure

HeavyDutySwitch HDS (2.7 MB, 07/22/2021)

Brochure

(8.4 MB, 03/22/2021)

Pictures

Product picture (catalogue individual photo)

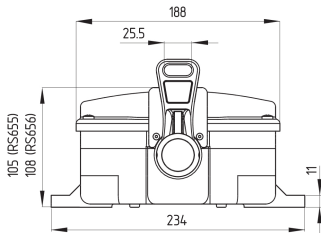


ID: krs65f04

| 276.8 kB | .jpg | 352.778 x 214.136 mm - 1000 x 607 px - 72 dpi

| 24.7 kB | .png | 74.083 x 45.156 mm - 210 x 128 px - 72 dpi

Dimensional drawing basic component

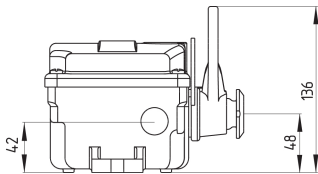


ID: Krs65g01

| 4.4 kB | .png | 74.083 x 53.975 mm - 210 x 153 px - 72 dpi

| 121.8 kB | .jpg | 352.778 x 256.117 mm - 1000 x 726 px - 72 dpi

Dimensional drawing basic component

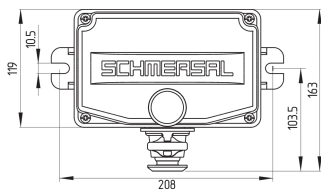


ID: Krs65g02

| 3.4 kB | .png | 74.083 x 38.453 mm - 210 x 109 px - 72 dpi

| 82.8 kB | .jpg | 352.778 x 183.092 mm - 1000 x 519 px - 72 dpi

Dimensional drawing basic component



ID: Krs65g03

| 4.8 kB | .png | 74.083 x 42.333 mm - 210 x 120 px - 72 dpi

| 131.6 kB | .jpg | 352.778 x 201.436 mm - 1000 x 571 px - 72 dpi

Assembly example



ID: Krs655m05-

| 33.8 kB | .jpg | 352.778 x 35.278 mm - 1000 x 100 px - 72 dpi

System components

Control-Modul



SRB301ST 230V

- Suitable for the signal processing of outputs with contact sensors
- 3 safety contacts, STOP 0
- 1 Signalling output



SRB301MC-24V

- Suitable for the signal processing of outputs with contact sensors
- 3 safety contacts, STOP 0
- 1 Signalling output
- Suitable for signal processing of outputs connected to potentials (AOPDs), e.g. safety light grids/curtains
- Suitable for the signal processing of outputs with contact sensors



SRB-E-201LC

- Plug-in screw terminals with coding
- STOP 0 Function
- 1 oder 2-channel control
- Start button / Auto-start
- 2 Safety outputs 2 A
- 1 Signalling output



SRB-E-301MC

- 1 Signalling contact
- Plug-in screw terminals with coding
- Suitable for applications up to Cat. 4 / PL e und up to SIL 3
- 1 or 2 channel signal evaluation
- Start / feedback circuit monitoring
- Optionally with short-circuit recognition
- 3 safety contacts, stop category 0



SRB201LC

- Suitable for the signal processing of outputs with contact sensors
- 2 safety contacts, STOP 0
- 1 Signalling output

Accessories



ACC-EBLT-M10-5PCS



ACC-EBLT-M10-RVA-5PCS



ACC-EBLT-M8-5PCS



ACC-EBLT-M8-RVA-5PCS



ACC-RS65X-TS



ACC-TBLE-RVA



ACC-PWR-EBLT-BM8X70-A2



ACC-PWR-EBLT-BM10X40



ACC-PWR-RC-DUPLEX-3MM-NIRO

- for Wire rope Ø 3 mm



S 900

- Smooth adjustment
- Only one tool
- Antiskid
- Time-saving
- Ergonomic
- No risk of injury



ACC-PWR-SKL-A0,16-VA

- Shackle for fixing the wire rope to the eyebolt



ACC-PWR-WT-3MM-NIRO

- for Wire rope Ø 3 mm
- to DIN 6899



ACC-PWR-RC-3MM-NIRO



ACC-PWR-RC-3MM-ZN

- for Wire rope Ø 3 mm



ACC-PWR-TB-M6-2

- For exact adjustment of the tension of the wire rope
- to DIN 1480



ACC-PWR-PLY-S

- To guide the wire rope where the path is not a straight line
- for Wire rope Ø 5 mm

Schmersal, Inc., 15 Skyline Drive, Hawthorne, NY 10532

The details and data referred to have been carefully checked. Images may diverge from original. Further technical data can be found in the manual. Technical amendments and errors possible.

Generated on: 10/14/2022, 12:37 PM