

Command and signalling devices – N program

Maintained selector switches and spring return selector switches



■ NWS / NWT

■ NWS .1 / NWT .1

Key Features

General description	Selector switches/spring-return selector switches with short toggle	Selector switches/spring-return selector switches with long toggle
Area of Application	Food, hygiene and outdoor applications	Food, hygiene and outdoor applications
Mounting-Ø	22.3 mm	22.3 mm
Toggle length	33 mm	46 mm
Housing material		
Material of operating element	Thermoplastic	Thermoplastic
Material front ring	ABS, chrome-plated	ABS, chrome-plated

Technical features







Mechanical data		
Colour of the operating element	<input type="checkbox"/> <input checked="" type="checkbox"/>	<input type="checkbox"/> <input checked="" type="checkbox"/>
Colour of seal	<input type="checkbox"/> <input checked="" type="checkbox"/>	<input type="checkbox"/> <input checked="" type="checkbox"/>
Design	round	round
Front panel thickness	1...6 mm	1...6 mm
Mounting		
Mounting flange included in delivery	■	■
Mounting position	any	any
Ambient conditions		
Ambient temperatures	0 °C ... +80 °C	0 °C ... +80 °C
IP Protection class	IP69K	IP69K

Safety classification

Standards	IEC 60947-5-1; IEC 60947-1	IEC 60947-5-1; IEC 60947-1
Mechanical life	300,000 operations	300,000 operations
Certificates		
Note	cULus in conjunction with the corresponding contact elements only	

Command and signalling devices – N program

Maintained selector switches and spring return selector switches

Type	Positions	Positions	Actuator	A	B	C	Type designation
Selector switch	2 maintained positions		Short toggle	26	22.3	44.5	NWS21 ①
			Long toggle	26	22.3	44.5	NWS21.1 ①
	3 maintained positions		Short toggle	26	22.3	44.5	NWS32 ①
			Long toggle	26	22.3	44.5	NWS32.1 ①
Selector switch	1 momentary position and automatic return to the zero position		Short toggle	26	22.3	44.5	NWT21 ①
			Long toggle	26	22.3	44.5	NWT21.1 ①
	1 momentary position each to the right and left of the zero position		Short toggle	26	22.3	44.5	NWT32 ①
			Long toggle	26	22.3	44.5	NWT32.1 ①
Maintained spring-return rotary selector switch	1 momentary position on the right and 2 maintained positions		Short toggle	26	22.3	44.5	NWTS32 ①
			Long toggle	26	22.3	44.5	NWTS32.1 ①
	1 momentary position on the left and 2 maintained positions		Short toggle	26	22.3	44.5	NWTS321 ①
			Long toggle	26	22.3	44.5	NWTS321.1 ①

① Abbreviation of colour: WH BK

If you want a white toggle, append "WH" to the type designation.

All dimensions in mm.

Key

A	Height	Height of command device in front of the front panel
B	Mounting-Ø	Installation diameter for the command device head
C	Key Ø	Width of command device head