

AZM161CC-12/12RKA-M16-24V



- Long life
- 6 Contacts
- Manual release
- Double-insulated
- 130 mm x 90 mm x 30 mm
- Thermoplastic enclosure
- Large wiring compartment
- cable entries 4 M 16 x 1.5
- Interlock with protection against incorrect locking.

Data

Ordering data

Product type description	AZM 161CC-12/12RKA-024
Article number (order number)	101166287
EAN (European Article Number)	4030661213996
eCl@ss number, Version 9.0	27-27-26-03

Certifications

Certificates	CE
	cULus
	CCC
	EAC

General data

Product name	AZM 161
Standards	EN 60947-5-1 BG-GS-ET-19
Coding level according to ISO 14119	Low
Active principle	electromechanical
Enclosure material	Plastic, glass-fibre reinforced thermoplastic, self-extinguishing
Material of the contacts, electrical	Silver
Gross weight	458.000 g

General data - Features

Power to lock	Yes
---------------	-----

Manual release	Yes
Number of actuating directions	3
Number of auxiliary contacts	2
Number of safety contacts	4

Safety appraisal

Standards	ISO 13849-1
Mission Time	20 Year(s)

Safety appraisal - Safety outputs

B10d Normally-closed contact (NC)	2,000,000 Operations
B10d Normally open contact (NO)	1,000,000 Operations

Mechanical data

Mechanical life, minimum	1,000,000 Operations
Actuating play in direction of actuation	5.5 mm
Clamping force in accordance with ISO14119	2,000 N
F_{zh}	
Latching force	30 N
positive break travel	10 mm
Positive break force, minimum	20 N
Actuating speed, maximum	2 m/s

Mechanical data - Connection technique

Terminal Connector	Cage clamps
Cable section, minimum	1 x 0.25 mm ²
Cable section, maximum	1 x 1.5 mm ²
Note (Cable section)	All indications about the cable section are including the conductor ferrules.

Mechanical data - Dimensions

Height of sensor	90 mm
Length of sensor	30 mm
Width of sensor	130 mm

Ambient conditions

Protection class	IP 67 to IEC/EN 60529
Ambient temperature, minimum	-25 °C
Ambient temperature, maximum	+60 °C

Ambient conditions - Insulation value

Rated impulse withstand voltage	4 kV
---------------------------------	------

Electrical data

Thermal test current	6 A
Rated control voltage	24 VAC/DC
Required rated short-circuit current to EN 60947-5-1	1,000 A
Electrical power consumption, maximum	10 W
Switching element	NO contact, NC contact
Switching principle	Creep circuit element
Switching frequency	1,000 /h

Electrical data - Safety contacts

Voltage, Utilisation category AC15	230 VAC
Current, Utilisation category AC-15	4 A
Voltage, Utilisation category DC13	24 VDC
Current, Utilisation category DC13	2.5 A

Electrical data - Auxiliary contacts

Voltage, Utilisation category AC15	230 VAC
Current, Utilisation category AC-15	4 A
Voltage, Utilisation category DC13	24 VDC
Current, Utilisation category DC13	2.5 A

Other data

Note (applications)	sliding safety guard removable guard hinged safety guard
---------------------	--

Scope of delivery

Included in delivery	Actuators must be ordered separately.
----------------------	---------------------------------------

Notes

Note (Manual release)	For maintenance, installation, etc. For manual release using M5 triangular key, available as accessory
-----------------------	---

Ordering code

Product type description:

AZM 161 (1)-(2)(3)K(4)-(5)-(6)(7)

(1)

- SK** Screw connection
- CC** Cage clamps
- ST** Connector M12, 8 and 4 pole (only for Us: 24 VAC/DC)

(2)

- 12/12** 2 NO contacts/4 NC contacts
- 12/11** 2 NO contacts / 3 NC contacts (conector version)
- 11/12** 2 NO contacts / 3 NC contacts (conector version)

(3)

- without** Latching force 5 N
- R** Latching force 30 N

(4)

- without** Power to unlock
- A** Power to lock

(5)

- without** Lateral manual release
- ED** Manual release on the cover side
- EU** Manual release on the rear side
- T** Lateral emergency exit
- TD** Emergency exit on the cover side
- TU** Emergency exit on the rear side
- N** Emergency release

(6)

- 024** Us: 24 VAC/DC
- 110/230** Us: 110/230 VAC

(7)

- G** with LED (only for Us: 24 VAC/DC)

Pictures

Product picture (catalogue individual photo)



ID: kazm1f03

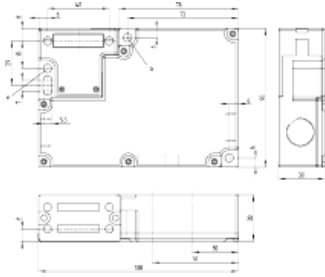
| 36,6 kB | .png | 74.083 x 55.739 mm - 210 x 158

Pixel - 72 dpi

| 698,5 kB | .jpg | 352.778 x 265.289 mm - 1000 x 752

Pixel - 72 dpi

Dimensional drawing basic component



ID: kazm1g09

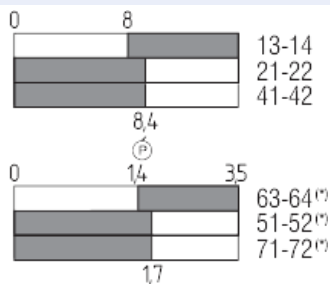
| 4,5 kB | .png | 74.083 x 62.442 mm - 210 x 177 Pixel
- 72 dpi

| 139,6 kB | .jpg | 352.778 x 298.097 mm - 1000 x 845

Pixel - 72 dpi

| 137,3 kB | .cdr |

Switch travel diagram

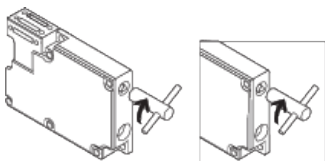


ID: kazm1s07

| 2,9 kB | .png | 74.083 x 63.853 mm - 210 x 181 Pixel

- 72 dpi

Operating principle



ID: kazm1a41

| 13,0 kB | .png | 74.083 x 35.983 mm - 210 x 102

Pixel - 72 dpi

| 105,3 kB | .jpg | 352.778 x 170.744 mm - 1000 x 484

Pixel - 72 dpi

| 48,4 kB | .cdr |

K.A. Schmersal GmbH & Co. KG, Möddinghofe 3, D-42279 Wuppertal

The details and data referred to have been carefully checked. Images may diverge from original. Further technical data can be found in the manual. Technical amendments and errors possible.

Generated on 10.09.2020 18:52:22