



ZQ700-02

- 1 Cable entry M 20 x 1.5
- Thermoplastic enclosure
- one-side operation / wire up to 10 m long
- Release push button
- Position indicator
- Large wiring compartment
- Twisting of towing eye not possible
- wire pull and breakage detection
- One tension force for cable lengths up to 10 m

Data

Ordering data

Product type description	ZQ700-02
Article number (order number)	161192478
EAN (European Article Number)	4030661352671

Approvals - Standards

Certificates	TÜV
--------------	-----

General data

Standards	EN ISO 13850 EN IEC 60947-5-1 EN IEC 60947-5-5
-----------	--

Housing material	Glass-fibre, thermoplastic
Material of the housing cover	Glass-fibre, thermoplastic
Length of the wire, maximum	10 m
Gross weight	217 g

General data - Features

Number of safety contacts	2
---------------------------	---

Safety classification

Standards	EN ISO 13849-1
Mission time	20 Year(s)

Safety classification - Safety outputs

B _{10D} Normally-closed contact (NC)	100,000 Operations
---	--------------------

Mechanical data

Mechanical life, minimum	1,000,000 Operations
--------------------------	----------------------

Mechanical data - Connection technique

Termination	Screw terminals M20 x 1.5
Cable section, minimum	0.75 mm ²
Cable section, maximum	2.5 mm ²

Note (Cable section) All indications including the conductor ferrules.

Mechanical data - Dimensions

Width	40.5 mm
Height	160 mm
Depth	50.9 mm

Ambient conditions

Degree of protection	IP67
Ambient temperature	-25 ... +70 °C
Relative humidity, maximum	95 %

Ambient conditions - Insulation values

Rated insulation voltage U_i	500 V
Rated impulse withstand voltage U_{imp}	6 kV

Electrical data

Thermal test current	10 A
Utilisation category AC- 15	230 VAC
Utilisation category AC- 15	4 A
Utilisation category DC-13	24 VDC
Utilisation category DC-13	4 A
Switching element	Opener (NC)

Switching principle Snap action

Material of the contacts, electrical Silver

Note

Note (General) Recommended cable lengths for pull-wire Emergency-Stop switches in relation to the range of ambient temperature.
As the thimbles are subject to deformation in case of wire pull, the wire should be pulled several times after fitting. After that, the wire must be re-tensioned using the eyebolt or the tensioner.
At 2 m ... 5 m distance intermediate wire supports are required, see accessories

Ordering code

Product type description:
ZQ 700-(1)-(2)

(1)

11 1 NO contacts/1 NC contact

02 2 NC contact

(2)

ST M12 connector with A-coding

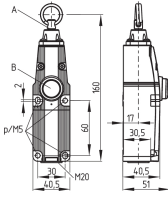
Pictures

Product picture (catalogue individual photo)



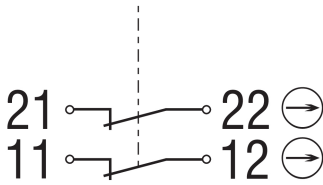
ID: kzq70f01
| 664.8 kB | .jpg | 240.947 x 702.028 mm - 683 x 1990 px - 72 dpi
| 113.1 kB | .png | 74.083 x 215.547 mm - 210 x 611 px - 72 dpi

Dimensional drawing basic component



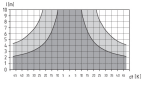
ID: 1zq-7g01
| 198.7 kB | .cdr |
| 10.5 kB | .png | 74.083 x 51.506 mm - 210 x 146 px - 72 dpi
| 106.7 kB | .jpg | 352.778 x 245.181 mm - 1000 x 695 px - 72 dpi

Diagram



ID: ktf--k10
| 16.1 kB | .cdr |
| 59.7 kB | .jpg | 352.778 x 195.439 mm - 1000 x 554 px - 72 dpi
| 2.8 kB | .png | 74.083 x 40.922 mm - 210 x 116 px - 72 dpi

Characteristic curve



ID: kzq70d02
| 87.4 kB | .ai | 200 x 200 mm - 566 x 566 px - 72 dpi
| 3.0 kB | .png | 74.083 x 74.083 mm - 210 x 210 px - 72 dpi
| 50.7 kB | .jpg | 352.778 x 124.883 mm - 1000 x 354 px - 72 dpi

Schmersal, Inc., 15 Skyline Drive, Hawthorne, NY 10532

The details and data referred to have been carefully checked. Images may diverge from original. Further technical data can be found in the manual. Technical amendments and errors possible.

Generated on: 8/21/2023, 5:35 PM