

# SLOPING FRONT 22.5MM PUSHBUTTON ENCLOSURES

## Application

Designed to offer protection for all standard brands of oil-tight pushbuttons, switches, and pilot lights where slanted surfaces are desired. It offers protection from dust, dirt, oil and water. For installation information, consult our Installation Manual at [www.saginawcontrol.com](http://www.saginawcontrol.com).

## Construction

- 0.063" carbon steel.
- Continuously welded seams.
- Captivated cover screws thread into sealed wells.
- 4-way standard pushbutton holes accept all brands of oil-tight pushbuttons, switches, and pilot lights. Hole diameter is 0.87" (22.5 mm).
- Immediate removal of cover is permitted.
- Pour in place oil and water resistant gasket
- Mounting feet included.
- Provisions for sub-panel.

## Finish

ANSI-61 gray powder coated inside and out. Optional sub-panels powder coated white.

## IS2 Industry Standards

NEMA Type 4, 12 & Type 13  
UL Listed Type 4 & 12  
CSA Type 4 & 12  
IEC 60529 IP66

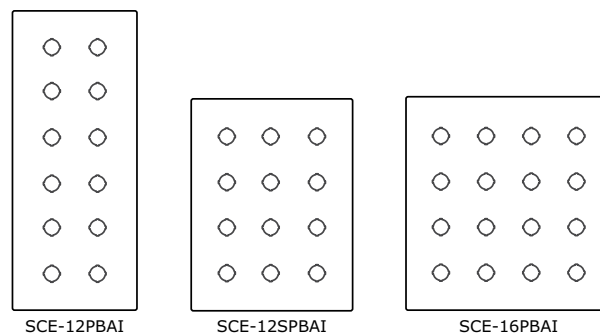
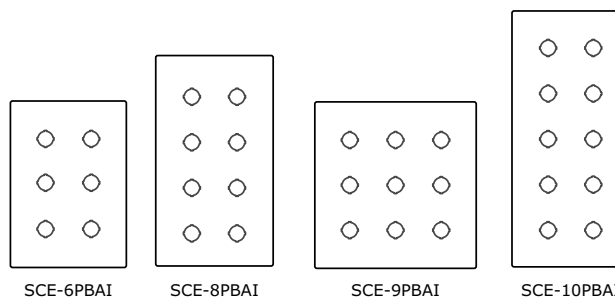
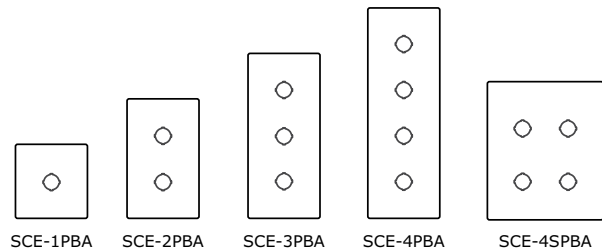


72

Enclosure Product Code A1

Sub-Panel (P3)

Catalog No.	Height (A)	Width (B)	Depth (C)	ref. Depth (D)	Industry Standard	Catalog No.	Panel Height (D)	Panel-Width (E)
<a href="#">SCE-1PBAI</a>	3.50	3.25	4.87	3.53	IS2	No Panel		
<a href="#">SCE-2PBAI</a>	3.50	5.50	4.87	3.53	IS2	No Panel		
<a href="#">SCE-3PBAI</a>	3.50	7.75	4.87	3.53	IS2	No Panel		
<a href="#">SCE-4PBAI</a>	3.50	10.00	4.87	3.53	IS2	No Panel		
<a href="#">SCE-4SPBAI</a>	7.25	6.25	6.75	6.78	IS2	<a href="#">SCE-6P6</a>	5.00	5.00
<a href="#">SCE-6PBAI</a>	7.25	8.50	6.75	6.78	IS2	<a href="#">SCE-8P6</a>	7.00	5.00
<a href="#">SCE-8PBAI</a>	7.25	10.75	6.75	6.78	IS2	<a href="#">SCE-10P6</a>	9.00	5.00
<a href="#">SCE-9PBAI</a>	9.50	8.50	7.88	8.73	IS2	<a href="#">SCE-8P8</a>	7.00	7.00
<a href="#">SCE-10PBAI</a>	7.25	13.00	6.75	6.78	IS2	<a href="#">SCE-12P6</a>	11.00	5.00
<a href="#">SCE-12PBAI</a>	7.25	15.25	6.75	6.78	IS2	<a href="#">SCE-14P6</a>	13.00	5.00
<a href="#">SCE-12SPBAI</a>	11.75	8.50	9.00	10.69	IS2	<a href="#">SCE-10P8</a>	9.00	7.00
<a href="#">SCE-16PBAI</a>	11.75	10.75	9.00	10.69	IS2	<a href="#">SCE-10P10</a>	9.00	9.00



# SLOPING FRONT 22.5MM PUSHBUTTON ENCLOSURES TECHNICAL DATA

