

PF 42.500 EMC | PFA 40.000 EMC

ECOOL FILTERFAN | EXHAUST FILTER 145–171 m³/h



- installation size 4, air flow rate up to 171 m³/h
- two performance classes, cut-out compatible
- secure contact due to improved contact springs on the screen grid
- system of protection IP 54 and IP 55, NEMA type 12
- UL, cUL approval
- UV-resistance (IP 55 version)
- cut-out compatible to installation size 4 of the 3rd and 4th Generation

PRODUCT		PF 42.500 EMC					Unit
ARTICLE NO.	IP 54	11842101055	11842151055	11842851055	11842801055	11842701055	
ARTICLE NO.	IP 55	11842103055	11842153055	11842853055	11842803055	11842703055	

DATA		AC 50 60 Hz		DC			
Rated voltage ±10 %		230	115	12	24	48	V
Unimpeded airflow	IP 54	156 171					m³/h
	IP 55	145 160					
Airflow rate in comb. with exhaust filter	IP 54	116 127					
	IP 55	109 113					
Power consumption		18 17		6	4.7	4.6	W
Current consumption		0.12 0.1	0.25 0.25	0.5	0.2	0.1	A
Noise level according to EN ISO 3741		40 43		40			dB (A)
Weight		1.34		1.08			kg
Type of connection		spring-type terminal					
Fuse		6					A
System of protection according to EN 60529 / UL 50	IP 54	NEMA type 12 - standard filter					
	IP 55	NEMA type 12 - fluted filter					
Filtration efficiency	IP 54	88					%
	IP 55	91					
Filter mat quality class according to EN 779	IP 54	G 3					
	IP 55	G 4					
Duty cycle		100					%
Bearing type		ball bearing					
Service life L ₁₀ (+ 40 °C) ¹		40000	42500	57500	70000		h
Temperature range		-40 ... +55 -40 ... +131					°C °F
Design (housing and protection against accidental contact)	IP 54	made of injection-moulded thermoplastic, self-extinguishing, UL 94 V0					
	IP 55	additional: UV-resistant					
EMC screen		stainless steel					
Colour		RAL 7035 different colours available on request					

ACCESSORIES		ARTICLE NUMBER
Exhaust filter		11940001055
Spare filter mats	5 pieces	18611600032
Thermostat		17121000000
Hygrostat		17207000000
Rainhood in stainless steel		18102000017

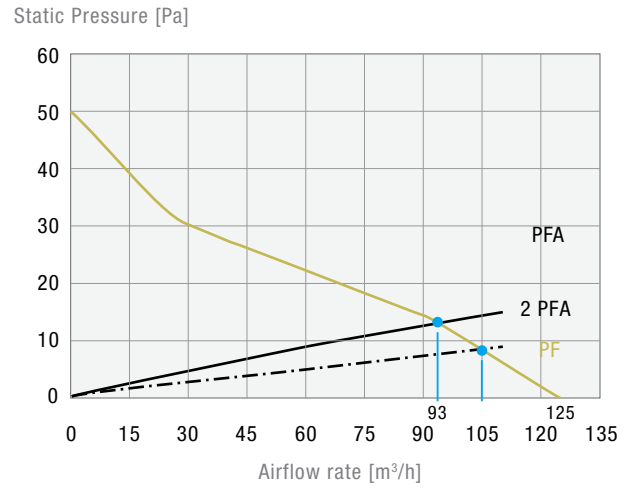
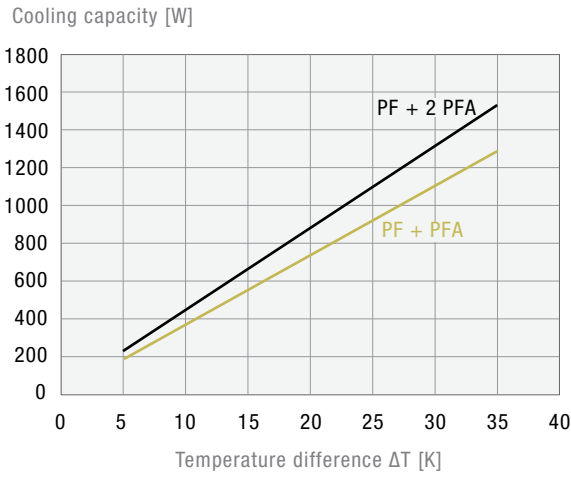
For additional models, options and voltages visit www.pfannenber.com or contact us directly.

¹ fan failure is defined as being when the current and speed deviate or the operating noises are out of the ordinary

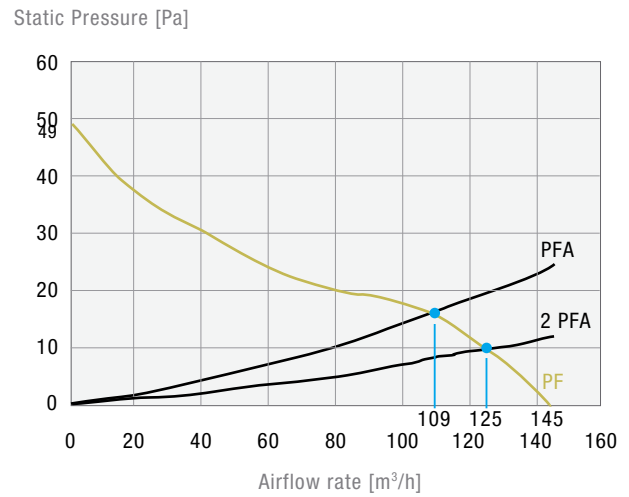
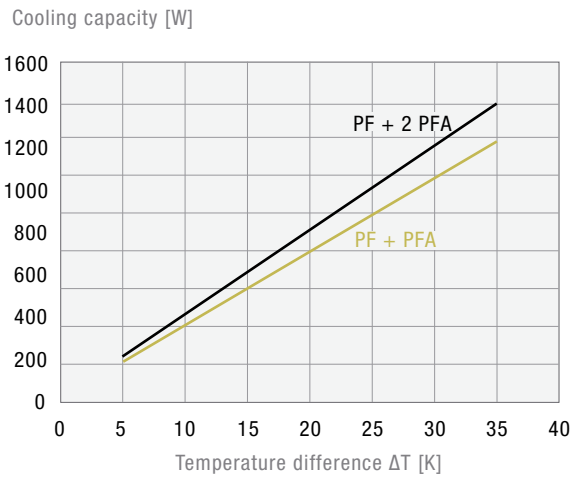
Cooling capacity performance curves

Static pressure performance curve

PF 42.500 EMC IP 54



PF 42.500 EMC IP 55



Dimensions

mm	PF 42.500 EMC	PFA 40.000 EMC
X	252	252
Y	252	252
Z1	6	6
Z2	97	38
A	224	224
B	224	224

