

PF 22.000 EMC | PFA 20.000 EMC ECOOL FILTERFAN | EXHAUST FILTER 56–70 m³/h



- installation size 2, air flow rate up to 70 m³/h
- secure contact due to improved contact springs on the screen grid
- system of protection IP 54 and IP 55, NEMA type 12
- UL, cUL approval
- UV-resistance (IP 55 version)
- cut-out compatible to installation size 2 of the 3rd and 4th Generation

PRODUCT		PF 22.000 EMC					Unit
ARTICLE NO.	IP 54	11822101055	11822151055	11822851055	11822801055	11822701055	
ARTICLE NO.	IP 55	11822103055	11822153055	11822853055	11822803055	11822703055	

DATA		AC 50 60 Hz		DC			
Rated voltage ±10 %		230	115	12	24	48	V
Unimpeded airflow	IP 54	61 70				m³/h	
	IP 55	56 64					
Airflow rate in comb. with exhaust filter	IP 54	44 52					
	IP 55	40 46					
Power consumption		19 18	20 20	5		W	
Current consumption		0.12 0.18	0.24 0.23	0.42	0.21	0.1	A
Noise level according to EN ISO 3741		44 44		44		dB (A)	
Weight		0.78		0.49		kg	
Type of connection		terminal strip		cable, 2-core, length 310 mm			
Fuse		6				A	
System of protection according to EN 60529 / UL 50	IP 54	NEMA type 12 - standard filter					
	IP 55	NEMA type 12 - fluted filter					
Filtration efficiency	IP 54	88				%	
	IP 55	91					
Filter mat quality class according to EN 779	IP 54	G 3					
	IP 55	G 4					
Duty cycle		100				%	
Bearing type		sleeve bearing		ball bearing			
Service life L ₁₀ (+ 40 °C) ¹		37500	40000	62500		h	
Temperature range		-40 ... +55 -40 ... +131				°C °F	
Design (housing and protection against accidental contact)	IP 54	made of injection-moulded thermoplastic, self-extinguishing, UL 94 V0					
	IP 55	additional: UV-resistant					
EMC screen		stainless steel					
Colour		RAL 7035 different colours available on request					

ACCESSORIES		ARTICLE NUMBER
Exhaust filter		11920001055
Spare filter mats	5 pieces	18611600030
Thermostat		17121000000
Hygrostat		17207000000
Rainhood in stainless steel		18102000014

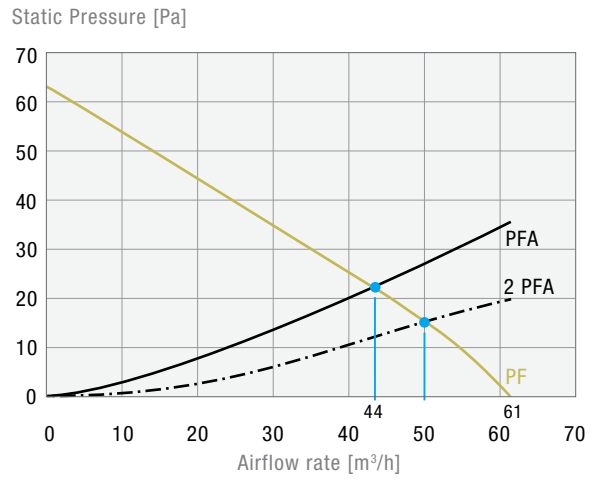
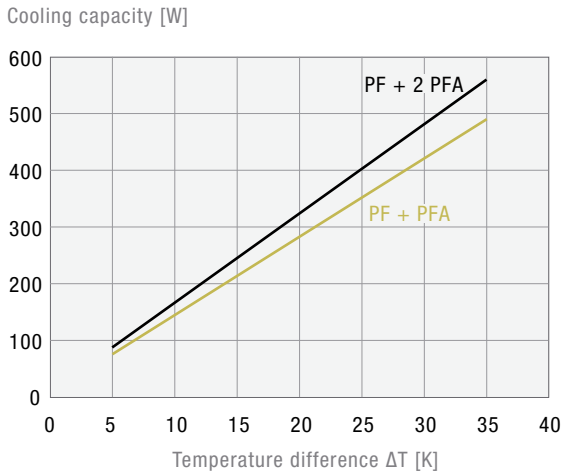
For additional models, options and voltages visit www.pfannenber.com or contact us directly.

¹ fan failure is defined as being when the current and speed deviate or the operating noises are out of the ordinary

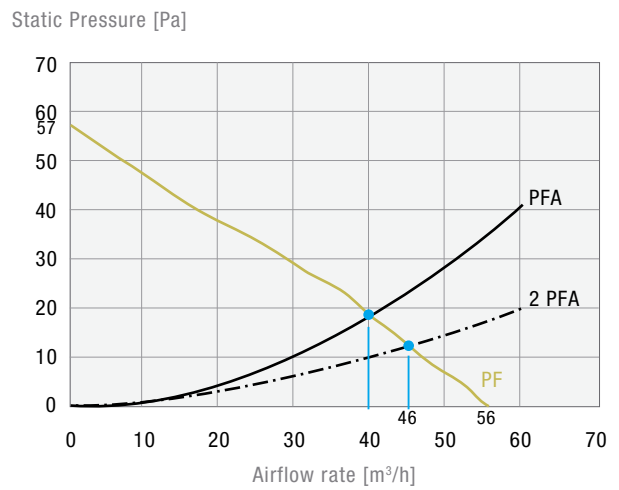
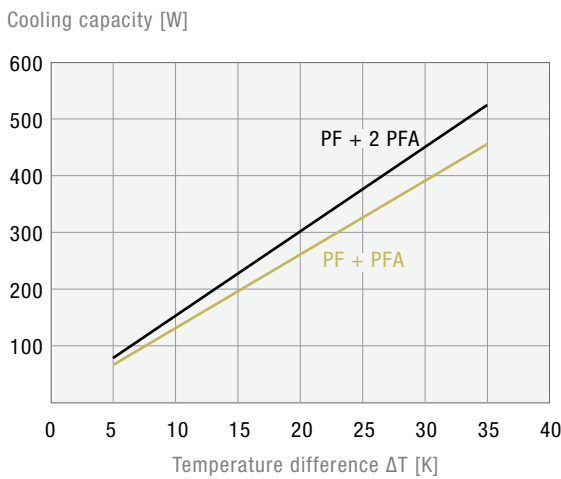
Cooling capacity performance curves

Static pressure performance curve

PF 22.000 EMC IP 54



PF 22.000 EMC IP 55



Dimensions

mm	PF 22.000 EMC		PFA 20.000 EMC
	AC	DC	
X	145	145	145
Y	145	145	145
Z1	5	5	5
Z2	70	64	26
A	126.5	126.5	126.5
B	126.5	126.5	126.5

