

# Vibration sensor

## VIM62PL-E1V16-0ME-I420V14



- Extended temperature range
- Screw-in thread for simple installation
- Simple electrical commissioning
- Rugged stainless steel housing
- Vibration velocity in mm/s via root mean square formation (rms)

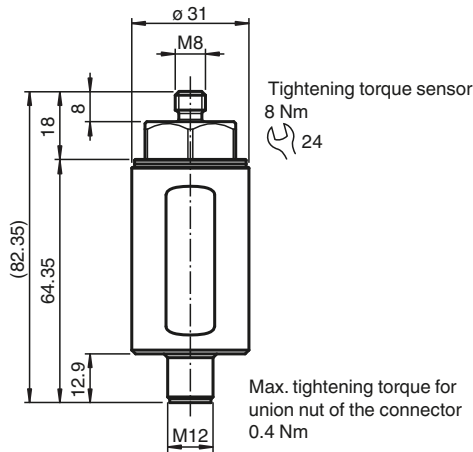
Vibration sensor with analog current output and increased temperature resistance



### Function

The vibration sensor determines the vibration quantity using rms (root mean square) averaging. This form of quadratic averaging or pre-filtering enables precise trend statements about the condition of the application. The sensor's design is impressively robust against tough environmental conditions. The stainless steel housing provides optimal protection against corrosion. The wide temperature range of the sensor enables reliable measured values even in harsh conditions. The simple mounting allows for commissioning in any application.

### Dimensions



### Technical Data

#### General specifications

Type	Vibration sensor
Measuring technology	MEMS
Series	Performance Line

Release date: 2023-06-01 Date of issue: 2023-06-01 Filename: 70141166-100000\_eng.pdf

Refer to "General Notes Relating to Pepperl+Fuchs Product Information".

Pepperl+Fuchs Group  
www.pepperl-fuchs.com

USA: +1 330 486 0001  
fa-info@us.pepperl-fuchs.com

Germany: +49 621 776 1111  
fa-info@de.pepperl-fuchs.com

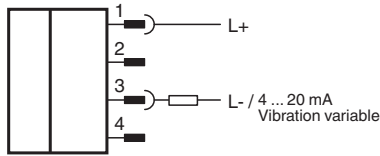
Singapore: +65 6779 9091  
fa-info@sg.pepperl-fuchs.com

**PF** PEPPERL+FUCHS

## Technical Data

Measured variable		Vibration velocity
Measurement range		
Vibration velocity	v-rms	0 ... 16 mm/s
Measurement accuracy		± 0.1 mm/s (calibration point: 90% of the measuring range; 159.2 Hz) Complies with the tolerance requirements of DIN ISO 2954 for measurement range greater than 8 mm/s
Cross-sensitivity		< 5 % of the partial lateral acceleration, which acts exactly 90° to the measuring axis
Frequency range		10 ... 1000 Hz
Averaging time		for v-rms: 2 s
<b>Electrical specifications</b>		
Fusing		external fuse is required: 3 A , semi-time-lag , 30 V DC
Operating voltage	U <sub>B</sub>	10 ... 30 V DC
Current consumption		max. 25 mA
Power consumption	P <sub>0</sub>	max. 750 mW
Time delay before availability	t <sub>v</sub>	10 s (rms filter is calculated initially with measurement data before they are available at the output)
Surge protection		up to 2 kV
<b>Output 1</b>		
Output type		analog output, current output of the vibration variable
Output rated operating current		4 ... 20 mA
Load resistor		≤ 500 Ω
<b>Standard conformity</b>		
Degree of protection		DIN EN 60529, IP66, IP67
Shock resistance		DIN EN 60068-2-27, 60 g, 6 ms
Vibration resistance		DIN EN 60068-2-6, 16.5 g, 10 ... 1000 Hz
<b>Approvals and certificates</b>		
UL approval		
Ordinary Location		E468231 cULus Listed, Class III Power Source and limited energy , if UL marking is marked on the product. For use in NFPA 70 Applications only. adapters providing field wiring on request
Maximum permissible ambient temperature		max. 60 °C (max. 140 °F)
<b>Ambient conditions</b>		
Ambient temperature		-40 ... 60 °C (-40 ... 140 °F)
Measuring head temperature		-40 ... 125 °C (-40 ... 257 °F) directly at the mounting point
Storage temperature		-40 ... 60 °C (-40 ... 140 °F)
<b>Mechanical specifications</b>		
Connection type		plug
Housing material		Stainless steel 1.4305 / AISI 303
Housing length		82.35 mm
Housing diameter		31 mm
Degree of protection		IP66 / IP67 only in connected state
Connector		
Threading		M12
Number of pins		4
Mass		approx. 200 g

## Connection



## Connection Assignment



## Installation

### Further Documentation











The sensor manual is also available as detailed overall documentation. Among other things, installation, grounding concepts and mounting are described there in detail.

You can access the manual via the product detail page at [www.pepperl-fuchs.com](http://www.pepperl-fuchs.com).

### Note

The correct electrical connection and the selection of the appropriate grounding concept are crucial for malfunction-free operation of the sensor. For detailed information you may refer to the manual of the sensor.

## Accessories

	<b>V1-G-3M-PUR-ABG0</b>	Female cordset single-ended M12 straight A-coded, 4-pin, PUR cable grey, shielded
	<b>RSL6-CS-SC-M55P200</b>	Protective rubber sleeve for VIM6* vibration sensors against ingress of moisture and mechanical effects
	<b>EMCAD-M08-1,25-M08-1,25/36</b>	EMC adapter for VIM3*/VIM6* vibration sensors, internal thread M8 x 1.25 x 10, external thread M8 x 1.25, screw-in depth 8
	<b>MONAD-M08-1,25-M08-1,25K/368</b>	Mounting adapter for VIM3*/VIM6*/VIM8* vibration sensors, internal thread M8 x 1.25 x 10, external thread M8 x 1.25, screw-in depth 19.5
	<b>MONAD-M08-1,25-M10-1,5/36</b>	Mounting adapter for VIM3*/VIM6* vibration sensors, internal thread M8 x 1.25 x 10, external thread M10 x 1.5, screw-in depth 18
	<b>MONAD-M08-1,25-M30-3,5/368</b>	Mounting adapter for VIM3*/VIM6*/VIM8* vibration sensors, internal thread M8 x 1.25 x 10, external thread M30 x 3.5, screw-in depth 45
	<b>MONAD-M08-1,25-1,2Z-BSPT/36</b>	Mounting adapter for VIM3*/VIM6* vibration sensors, internal thread M8 x 1.25 x 10, external thread NPT1/2", screw-in depth 24
	<b>V1-G-BK5M-PUR-U/ABG0</b>	Female cordset single-ended M12 straight A-coded, 4-pin, PUR cable black, shielded, UL approved, drag chain suitable
	<b>MONAD-M08-1,25-M06-1,0/36</b>	Mounting adapter for VIM3*/VIM6* vibration sensors, internal thread M8 x 1.25 x 10, external thread M6 x 1.0, screw-in depth 10
	<b>MONAD-M08-1,25-M16-2,0/368</b>	Mounting adapter for VIM3*/VIM6*/VIM8* vibration sensors, internal thread M8 x 1.25 x 10, external thread M16 x 2.0, screw-in depth 27

Release date: 2023-06-01 Date of issue: 2023-06-01 Filename: 70141166-100000\_eng.pdf

Refer to "General Notes Relating to Pepperl+Fuchs Product Information".

Pepperl+Fuchs Group  
www.pepperl-fuchs.com



USA: +1 330 486 0001  
fa-info@us.pepperl-fuchs.com

Germany: +49 621 776 1111  
fa-info@de.pepperl-fuchs.com

Singapore: +65 6779 9091  
fa-info@sg.pepperl-fuchs.com

 **PEPPERL+FUCHS**

**Accessories**

	<b>MONAD-M08-1,25-M20-2,5/368</b>	Mounting adapter for VIM3*/VIM6*/VIM8* vibration sensors, internal thread M8 x 1.25 x 10, external thread M20 x 2.5, screw-in depth 34
	<b>MONAD-M08-1,25-M24-3,0/368</b>	Mounting adapter for VIM3*/VIM6*/VIM8* vibration sensors, internal thread M8 x 1.25 x 10, external thread M24 x 3.0, screw-in depth 40

Release date: 2023-06-01 Date of issue: 2023-06-01 Filename: 70141166-100000\_eng.pdf

Refer to "General Notes Relating to Pepperl+Fuchs Product Information".

Pepperl+Fuchs Group  
www.pepperl-fuchs.comUSA: +1 330 486 0001  
fa-info@us.pepperl-fuchs.comGermany: +49 621 776 1111  
fa-info@de.pepperl-fuchs.comSingapore: +65 6779 9091  
fa-info@sg.pepperl-fuchs.com **PEPPERL+FUCHS**