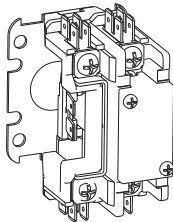


Ex9CK20/25/30/32/40 1 Pole+1 Shunt
 Definite-purpose Contactor



Z9CK1201208NA

1/5



WARNING

DO NOT ATTEMPT TO INSTALL OR PERFORM MAINTENANCE ON EQUIPMENT WHILE IT IS ENERGIZED. DEATH, SEVERE PERSONAL INJURY, OR SUBSTANTIAL PROPERTY DAMAGE CAN RESULT FROM CONTACT WITH ENERGIZED EQUIPMENT. ALWAYS VERIFY THAT NO VOLTAGE IS PRESENT BEFORE PROCEEDING WITH THE TASK, AND ALWAYS FOLLOW GENERALLY ACCEPTED SAFETY PROCEDURES.

NOARK IS NOT LIABLE FOR THE MISAPPLICATION OR MISSAPPLICATION OF IT'S PRODUCTS.

2/5

Model Code	A B	B	C	D	E	F
			mm ² [AWG]	mm ² [AWG]	mm ² [AWG]	mm ² [AWG]
Ex9CK20	M3	1,8 ~ 2N.m [20Lb.in]	2,5~4 [14~10]		2,5~6 [14~10]	
Ex9CK25		1,8 ~ 2N.m [20Lb.in]	2,5~4 [14~10]		2,5~6 [14~10]	
Ex9CK30		1,8 ~ 2N.m [20Lb.in]	2,5~6 [14~10]		4~10 [10~8]	
Ex9CK32		1,8 ~ 2N.m [20Lb.in]	2,5~6 [14~10]		4~10 [10~8]	
Ex9CK40		1,8 ~ 2N.m [20Lb.in]	2,5~6 [14~10]		4~10 [10~8]	

3/5

Warning!

Motor may start automatically. Automatic start may injure persons and damage machines. Automatic restart is possible when "automatic reset" is active.

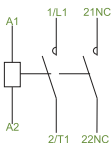
Avertissement !

Le redémarrage automatique du moteur peut provoquer des dégâts matériels et être dangereux pour personnes. Ce danger du redémarrage automatique correspond au mode «réarmement automatique».

¡Advertencia!

El motor puede arrancar automáticamente. El arranque automático es posible cuando el "botón de reset" está en posición automático y el circuito de maniobra activado.

4/5

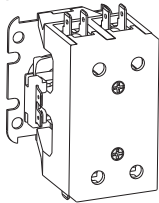


Disconnect all power before working on equipment. Coupez toutes les alimentations avant de travailler sur l'équipement. Desconecte la alimentación antes de trabajar en equipo.

5/5



Ex9CK20/25/30/32/40 2 Pole/3 Pole
 Definite-purpose Contactor



Z9CK2201208NA

1/5



WARNING

DO NOT ATTEMPT TO INSTALL OR PERFORM MAINTENANCE ON EQUIPMENT WHILE IT IS ENERGIZED. DEATH, SEVERE PERSONAL INJURY, OR SUBSTANTIAL PROPERTY DAMAGE CAN RESULT FROM CONTACT WITH ENERGIZED EQUIPMENT. ALWAYS VERIFY THAT NO VOLTAGE IS PRESENT BEFORE PROCEEDING WITH THE TASK, AND ALWAYS FOLLOW GENERALLY ACCEPTED SAFETY PROCEDURES.

NOARK IS NOT LIABLE FOR THE MISAPPLICATION OR MISSAPPLICATION OF IT'S PRODUCTS.

2/5

Model Code	A		C		D		E		F		G		H	
	2N.m [20Lb.in]	mm ² [AWG]	mm ² [AWG]	mm ² [AWG]	mm ² [AWG]	mm ² [AWG]	mm ² [AWG]	mm ² [AWG]	mm ² [AWG]	mm ² [AWG]	mm ² [AWG]	mm ² [AWG]	mm ² [AWG]	mm ² [AWG]
Ex9CK20	M3	2.5~4 [14~12]	2.5~4 [14~12]	2.5~4 [14~12]	2.5~4 [14~12]	2.5~4 [14~12]	2.5~4 [14~12]	2.5~4 [14~12]	2.5~4 [14~12]	2.5~6 [14~10]	2.5~6 [14~10]	2.5~6 [14~10]	2.5~6 [14~10]	2.5~6 [14~10]
Ex9CK25	M3	2.5~4 [14~12]	2.5~4 [14~12]	2.5~4 [14~12]	2.5~4 [14~12]	2.5~4 [14~12]	2.5~4 [14~12]	2.5~4 [14~12]	2.5~4 [14~12]	2.5~6 [14~10]	2.5~6 [14~10]	2.5~6 [14~10]	2.5~6 [14~10]	2.5~6 [14~10]
Ex9CK30	M3	2.5~6 [14~10]	2.5~6 [14~10]	2.5~6 [14~10]	2.5~6 [14~10]	2.5~6 [14~10]	2.5~6 [14~10]	2.5~6 [14~10]	2.5~6 [14~10]	4~10 [12~8]	4~10 [12~8]	4~10 [12~8]	4~10 [12~8]	4~10 [12~8]
Ex9CK32	M3	2.5~6 [14~10]	2.5~6 [14~10]	2.5~6 [14~10]	2.5~6 [14~10]	2.5~6 [14~10]	2.5~6 [14~10]	2.5~6 [14~10]	2.5~6 [14~10]	4~10 [12~8]	4~10 [12~8]	4~10 [12~8]	4~10 [12~8]	4~10 [12~8]
Ex9CK40	M3	2.5~6 [14~10]	2.5~6 [14~10]	2.5~6 [14~10]	2.5~6 [14~10]	2.5~6 [14~10]	2.5~6 [14~10]	2.5~6 [14~10]	2.5~6 [14~10]	4~10 [12~8]	4~10 [12~8]	4~10 [12~8]	4~10 [12~8]	4~10 [12~8]

3/5

Warning!

Motor may start automatically. Automatic start may injure persons and damage machines. Automatic restart is possible when "automatic reset" is active.

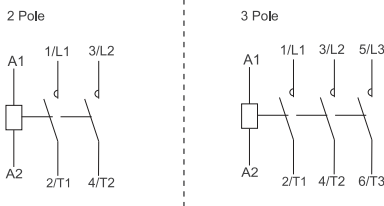
Avertissement !

Le redémarrage automatique du moteur peut provoquer des dégâts matériels et être dangereux pour personnes. Ce danger du redémarrage automatique correspond au mode «réarmement automatique».

¡Advertencia!

El motor puede arrancar automáticamente. El arranque automático es posible cuando el "botón de reset" está en posición automático y el circuito de maniobra activado.

4/5

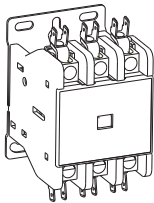


Disconnect all power before working on equipment. Coupez toutes les alimentations avant de travailler sur l'équipement. Desconecte la alimentación antes de trabajar en equipo.

5/5



Ex9CK50/60/75/90 3 Pole
 Definite-purpose Contactor



Z9CK3201208NA

1/5



WARNING

DO NOT ATTEMPT TO INSTALL OR PERFORM MAINTENANCE ON EQUIPMENT WHILE IT IS ENERGIZED. DEATH, SEVERE PERSONAL INJURY, OR SUBSTANTIAL PROPERTY DAMAGE CAN RESULT FROM CONTACT WITH ENERGIZED EQUIPMENT. ALWAYS VERIFY THAT NO VOLTAGE IS PRESENT BEFORE PROCEEDING WITH THE TASK, AND ALWAYS FOLLOW GENERALLY ACCEPTED SAFETY PROCEDURES.

NOARK IS NOT LIABLE FOR THE MISAPPLICATION OR MISSAPPLICATION OF IT'S PRODUCTS.

2/5

Model Code	A	B	C		D		E		F		G		H	
			mm ² [AWG]	mm ² [AWG]	mm ² [AWG]	mm ² [AWG]	mm ² [AWG]	mm ² [AWG]	mm ² [AWG]	mm ² [AWG]	mm ² [AWG]	mm ² [AWG]	mm ² [AWG]	mm ² [AWG]
Ex9CK50	M8	10~14N.m [40Lb.in]	4~10 [12~8]	4~10 [12~8]	4~10 [12~8]	4~10 [12~8]	6~16 [10~6]	6~16 [10~6]	6~16 [10~6]	6~16 [10~6]	6~16 [10~6]	6~16 [10~6]	6~16 [10~6]	6~16 [10~6]
Ex9CK60	M8	10~14N.m [40Lb.in]	4~10 [12~8]	4~10 [12~8]	4~10 [12~8]	4~10 [12~8]	6~16 [10~6]	6~16 [10~6]	6~16 [10~6]	6~16 [10~6]	6~16 [10~6]	6~16 [10~6]	6~16 [10~6]	6~16 [10~6]
Ex9CK75	M10	10~14N.m [50Lb.in]	10~25 [8~4]	10~25 [8~4]	10~25 [8~4]	10~25 [8~4]	16~35 [6~3]	16~35 [6~3]	16~35 [6~3]	16~35 [6~3]	16~35 [6~3]	16~35 [6~3]	16~35 [6~3]	16~35 [6~3]
Ex9CK90	M10	10~14N.m [50Lb.in]	10~25 [8~4]	10~25 [8~4]	10~25 [8~4]	10~25 [8~4]	25~35 [4~3]	25~35 [4~3]	25~35 [4~3]	25~35 [4~3]	25~35 [4~3]	25~35 [4~3]	25~35 [4~3]	25~35 [4~3]

3/5

Warning!

Motor may start automatically. Automatic start may injure persons and damage machines. Automatic restart is possible when "automatic reset" is active.

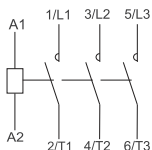
Avertissement !

Le redémarrage automatique du moteur peut provoquer des dégâts matériels et être dangereux pour personnes. Ce danger du redémarrage automatique correspond au mode «réarmement automatique».

¡Advertencia!

El motor puede arrancar automáticamente. El arranque automático es posible cuando el "botón de reset" está en posición automático y el circuito de maniobra activado.

4/5



Disconnect all power before working on equipment. Coupez toutes les alimentations avant de travailler sur l'équipement. Desconecte la alimentación antes de trabajar en equipo.

5/5

