



# MPL Series

Bar Type LED Panel Lamp

- Wide angle high illumination light
- Easy installation with screw or magnet
- Slide rail bracket for easy adjustment
- Excellent vibration & impact resistance



## Ordering Information

MPL N - C 20 - 2L - M  
 ① ② ③ ④ ⑤

① Light Color	<b>N</b>	Natural White
	<b>Y</b>	Warm white
② Type	<b>C</b>	External power cable type (*IP65)
	<b>T</b>	Terminal block type
	<b>Z</b>	Terminal block + Built-in ON/OFF switch type
③ Power Supply	<b>01</b>	12VDC
	<b>02</b>	24VDC
	<b>10</b>	110VAC
	<b>20</b>	220VAC
④ Product Length	<b>2L</b>	200mm
	<b>3L</b>	300mm
	<b>4L</b>	400mm
	<b>5L</b>	500mm
⑤ Fixing bracket	<b>No mark</b>	Screw fixing type
	<b>M</b>	Magnet fixed type




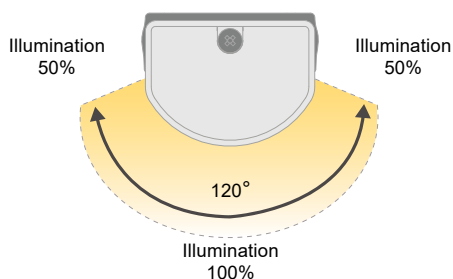
Screw fixing type



Magnet fixed type

Number of brackets required\*  
 product length 200/300mm (2L, 3L) - 2ea  
 product length 400/500mm (4L, 5L) - 3ea

## Illumination range drawing



## Specifications

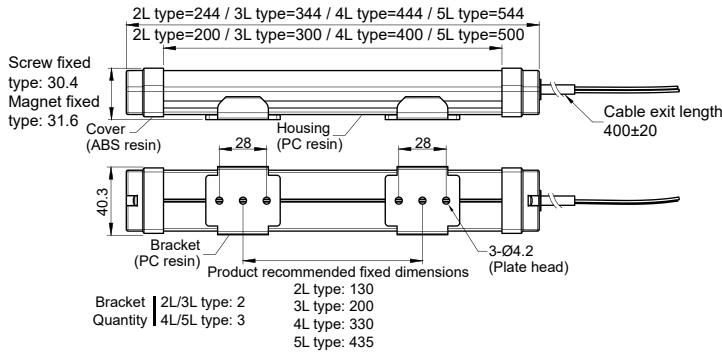
Application	Working light, Enclosure box, Semiconductor machinery
Type	Bar type lamp
Power supply	12/24VDC±5V , 110/220VAC±10V (AC50/60Hz)
Light color	N type-Natural white (app.6200K) Y type-Warm white (app.3850K)
Connection	60227 KS IEC 53, 2CX0.7-Exposure length: 400mm
Material	Housing-PC resin (milky white), Cover-ABS resin(ivory), Bracket - PC resin (transparent)
Ambient temperature	-20 ~ 50°C
Storage ambient temperature	-20 ~ 70°C
Ambient humidity	45~85% RH
Withstand voltage	AC: 1500VAC 60Hz for 1 minute DC: 500VAC 60Hz for 1 minute
Insulation resistance	100MΩ or more (500VDC Mega between all terminals and case)
Vibration	10~55Hz (cycle 1 minute) Amplitude 0.75mm X, Y, Z 1hour

MPLN type	Current / Power (±10%)	2L series	3L series	4L series	5L series
		12V	0.60A / 7.6W	0.56A / 7.3W	0.80A / 9.6W
Illuminance (1M)	24V	0.34A / 8.0W	0.26A / 6.4W	0.50A / 12.0W	0.46A / 11.0W
	110V	0.08A / 3.3W	0.07A / 3.7W	0.13A / 11W	0.12A / 10.5W
	220V	0.10A / 5.2W	0.10A / 6.4W	0.14A / 10W	0.15A / 14W
	12V: 180 lux 24V: 180 lux 110V: 100 lux 220V: 140 lux	12V: 160 lux 24V: 170 lux 110V: 110 lux 220V: 210 lux	12V: 295 lux 24V: 370 lux 110V: 243 lux 220V: 270 lux	12V: 300 lux 24V: 355 lux 110V: 240 lux 220V: 360 lux	
Luminous flux	12V	565 lm	495 lm	926 lm	942 lm
	24V	565 lm	535 lm	1160 lm	1115 lm
	110V	305 lm	395 lm	763 lm	753 lm
	220V	440 lm	660 lm	848 lm	1130 lm
MPLY type	12V	0.60A / 7.6W	0.52A / 6.5W	0.70A / 8.4W	0.70A / 8.4W
	24V	0.28A / 7.0W	0.22A / 5.3W	0.37A / 9.0W	0.33A / 8.0W
	110V	0.08A / 3.3W	0.07A / 3.8W	0.10A / 9.0W	0.10A / 8.3W
	220V	0.11A / 5.4W	0.10A / 6.4W	0.13A / 10.0W	0.15A / 14W
Illuminance (1M)	12V	180 lux	150 lux	240 lux	260 lux
	24V	180 lux	150 lux	300 lux	275 lux
	110V	90 lux	110 lux	225 lux	214 lux
	220V	144 lux	160 lux	243 lux	342 lux
Luminous flux	12V	623 lm	520 lm	754 lm	900 lm
	24V	560 lm	520 lm	942 lm	952 lm
	110V	310 lm	380 lm	706 lm	672 lm
	220V	452 lm	554 lm	763 lm	1074 lm

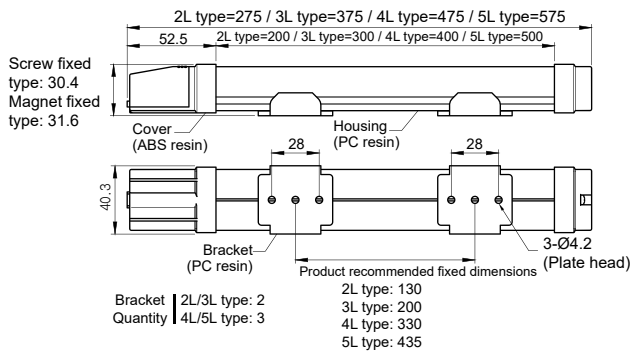
Weight (220VAC standard)	2L series	Screw fixed	Magnet fixed	3L series	Screw fixed	Magnet fixed
	MPL⊕-C	app. 113g	app. 142g	MPL⊕-C	app. 141g	app. 162g
MPL⊕-T	app. 110g	app. 133g	MPL⊕-T	app. 140g	app. 161g	
MPL⊕-Z	app. 112g	app. 133g	MPL⊕-Z	app. 140g	app. 161g	
4L series	Screw fixed	Magnet fixed	5L series	Screw fixed	Magnet fixed	
	MPL⊕-C	app. 183g	app. 215g	MPL⊕-C	app. 211g	app. 243g
MPL⊕-T	app. 175g	app. 207g	MPL⊕-T	app. 203g	app. 235g	
MPL⊕-Z	app. 178g	app. 210g	MPL⊕-Z	app. 206g	app. 238g	

# Dimensions unit: mm

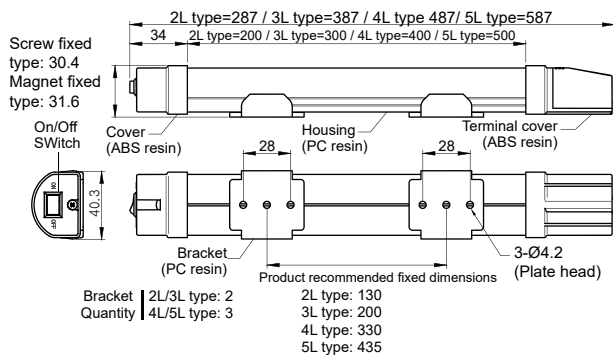
## MPL ①-C type



## MPL ①-T type



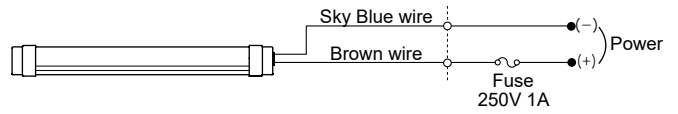
## MPL ①-Z type



# Wiring Diagram

## MPL ①-C model

### Power cable type

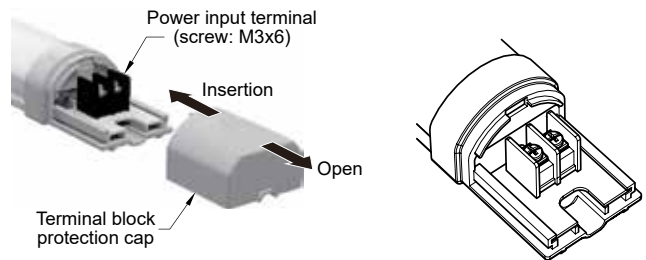


\* AC, DC power : Please connect the power line regardless of color.  
 (No polarity for DC power)

## MPL ①-T, MPL ①-Z model

### Terminal block type

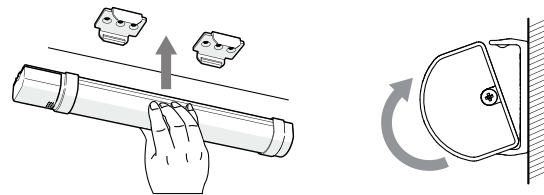
Recommended screw torque : 0.5 N.m



\* AC/DC power : Please connect the power line regardless of color.  
 (No polarity for DC power)

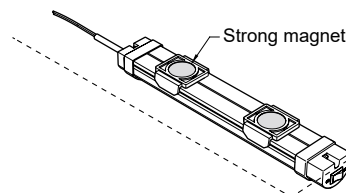
# Installation Guide

## Screw fixing type



After fixing the brackets with the screws, the lamp can be easily attached just by snapping in. The position of the lamp can be adjusted along the slide rail of the bracket.

## Back side magnet fixing type



With strong magnets, The lamp can be easily installed onto metal surfaces like steel.