

S Series Sockets

# SY / SM SH / SR







Various terminal styles available such as standard terminals and finger-safe types.







• See website for details on approvals and standards.

### Front Wiring

Model	No. of Poles	Styles	Page
 SY	2, 4	Standard Slim cost-performance Finger-safe	H-058
 SU	2, 4	Spring-clamp	H-058
 SM	2	Standard Slim cost-performance Finger-safe	H-058
 SH	1, 2, 3, 4	Standard Slim cost-performance Finger-safe	H-059
 SR	2, 3	Standard Finger-safe	H-059

### Rear Wiring

Model	No. of Poles	Styles	Page
 SY	2, 4	Solder PC board	H-064
 SM	2	Solder PC board	H-064
 SH	1, 2, 3, 4	Solder PC board	H-065
 SR	2, 3	Solder Wire-warp	H-065

# S Series Relay Sockets

## Front Wiring Sockets

Package Quantity: 1

Mounting Style	Shape	No. of Poles	Style	Color	Part No. (Ordering Part No.)	Terminal Screw Applicable Wire	Recommended Tightening Torque	Approvals	Rated Insulation Voltage/ Rated Current	IEC Applicable Relays/Timers (example)
SY		2	Standard	Black	SY2S-05B	M3 2mm <sup>2</sup> max.	0.6 to 1.0N·m	UL, CSA, TUV	250V 7A	RY2S RY22S
		2	Finger-safe	Black	SY2S-05C	M3 2mm <sup>2</sup> max.	0.6 to 1.0N·m	UL, CSA, TUV, CE	250V 7A	RY2S RY22S
		4	Standard	Black	SY4S-05B	M3 2mm <sup>2</sup> max.	0.6 to 1.0N·m	UL, CSA, TUV	250V 7A	RY4S RY42S RU4S RU42S GT5Y-4
		4	Finger-safe	Black	SY4S-05C	M3 2mm <sup>2</sup> max.	0.6 to 1.0N·m	UL, CSA, TUV, CE	250V 7A	RY4S RY42S RU4S RU42S GT5Y-4
		4	Slim, cost-performance	Black	SY4S-05D	M3 1.25mm <sup>2</sup> (2mm <sup>2</sup> max.)	0.6 to 1.0N·m	UL, c-UL	250V 7A (UL, 10A)	RM2S RU2S GT5Y
		4	Standard	Black	SY4S-05DN	M3 1.25mm <sup>2</sup> (2mm <sup>2</sup> max.)	0.6 to 1.0N·m	UL, c-UL	250V 6A	RU4S RU42S RY4S RY42S GT5Y-4
		4	Finger-safe	Black	SY4S-05DF	M3 1.25 mm <sup>2</sup> (2mm <sup>2</sup> max.)	0.6 to 1.0N·m	UL, c-UL CE	250V 6A	
SU		2	Spring-clamp	Black	SU2S-11L	Solid wire 0.2-1.5mm <sup>2</sup> Strandard wire 0.2-1.25mm <sup>2</sup>	—	UL, CSA, CE	250V 10A	RU2S RM2S GT5Y-2
		4	Spring-clamp	Black	SU4S-11L	Solid wire 0.2-1.5mm <sup>2</sup> Strandard wire 0.2-1.25mm <sup>2</sup>	—	UL, CSA, CE	250V 6A	RU4S RY4S RY42S RU42S GT5Y-4
SM		2	Standard	Black	SM2S-05B	M3 2mm <sup>2</sup> max.	0.6 to 1.0N·m	UL, CSA, TUV	250V 7A	RM2S RU2S GT5Y-2
		2	Finger-safe	Black	SM2S-05C	M3 2mm <sup>2</sup> max.	0.6 to 1.0N·m	UL, CSA, TUV, CE	250V 7A (UL, TÜV 10A)	
		2	Slim, cost-performance	Black	SM2S-05D	M3 1.25 mm <sup>2</sup> (2mm <sup>2</sup> max.)	0.6 to 1.0N·m	UL, c-UL	250V 10A	
		2	Standard	Black	SM2S-05DN	M3 1.25 mm <sup>2</sup> (2mm <sup>2</sup> max.)	0.6 to 1.0N·m	UL, c-UL	250V 10A	
		2	Finger-safe	Black	SM2S-05DF	M3 1.25 mm <sup>2</sup> (2mm <sup>2</sup> max.)	0.6 to 1.0N·m	UL, c-UL CE	250V 10A	

- APEM
- Switches & Pilot Lights
- Control Boxes
- Emergency Stop Switches
- Enabling Switches
- Safety Products
- Explosion Proof
- Terminal Blocks
- Relays & Sockets
- Circuit Protectors
- Power Supplies
- LED Illumination
- Controllers
- Operator Interfaces
- Sensors
- AUTO-ID
- Relays
- Sockets
- DIN Rail Products
- SJ
- DF
- SU
- S




Download catalogs and CAD from <http://asia.idec.com/downloads>

# S Series Relay Sockets

Package Quantity: 1

Mounting Style	Shape	No. of Poles	Style	Color	Part No. (Ordering Part No.)	Terminal Screw Applicable Wire	Recommended Tightening Torque	Approvals	Rated Insulation Voltage/ Rated Current	IEDEC Applicable Relays/Timers (example)
SH		1	Standard	Black	SH1B-05B	M3.5 (coil terminal: M3) 2mm <sup>2</sup> max.	1.0 to 1.3N·m (M3 screw: 0.6 to 1.0N·m)	UL, CSA, TUV	250V 10A (coil terminal 7A)	RH1B
		1	Finger-safe	Black	SH1B-05C	M3.5 (coil terminal: M3) 2mm <sup>2</sup> max.	1.0 to 1.3N·m (M3 screw: 0.6 to 1.0N·m)	UL, CSA, TUV, CE	250V 10A (coil terminal 7A)	
		2	Standard	Black	SH2B-05B	M3.5 2mm <sup>2</sup> max.	1.0 to 1.3N·m	UL, CSA, TUV	250V 10A	RH2B
		2	Finger-safe	Black	SH2B-05C	M3.5 2mm <sup>2</sup> max.	1.0 to 1.3N·m	UL, CSA, TUV, CE	250V 10A	
		2	Slim, cost-performance	Black	SH2B-05D	M3.5 2mm <sup>2</sup> max.	1.0 to 1.3N·m	UL, c-UL	250V 10A	
		3	Standard	Black	SH3B-05B	M3.5 2mm <sup>2</sup> max.	1.0 to 1.3N·m	UL, CSA, TUV	250V 10A	RH3B
		3	Finger-safe	Black	SH3B-05C	M3.5 2mm <sup>2</sup> max.	1.0 to 1.3N·m	UL, CSA, TUV, CE	250V 10A	
		4	Standard	Black	SH4B-05B	M3.5 2mm <sup>2</sup> max.	1.0 to 1.3N·m	UL, CSA, TUV	250V 10A	RH4B
		4	Finger-safe	Black	SH4B-05C	M3.5 2mm <sup>2</sup> max.	1.0 to 1.3N·m	UL, CSA, TUV, CE	250V 10A	
	SR (8 pin)		2	Standard	Black	SR2P-05B	M3.5 2mm <sup>2</sup> max.	1.0 to 1.3N·m	UL, CSA, TUV	250V 10A
		2	Standard	Black	SR2P-06B	M3.5 2mm <sup>2</sup> max.	1.0 to 1.3N·m	UL, CSA, TUV	250V 10A	RR2P GT3 (8 Pin) GT5P
		2	Finger-safe	Black	SR2P-05C	M3.5 2mm <sup>2</sup> max.	1.0 to 1.3N·m	UL, CSA, TUV, CE	250V 10A	RR2P GT5P
SR (11 pin)		3	Standard	Black	SR3P-05B	M3.5 2mm <sup>2</sup> max.	1.0 to 1.3N·m	UL, CSA, TUV	250V 10A	RR3P, RR3PA GT3 (11 Pin)
		3	Standard	Black	SR3P-06B	M3.5 2mm <sup>2</sup> max.	1.0 to 1.3N·m	UL, CSA, TUV	250V 10A	RR3P, RR3PA GT3 (11 Pin)
		3	Finger-safe	Black	SR3P-05C	M3.5 2mm <sup>2</sup> max.	1.0 to 1.3N·m	UL, CSA, TUV, CE	250V 10A	RR3P, RR3PA GT3 (11 Pin)

Package Quantity: 1

Mounting Style	Shape	No. of Poles	Style	Color	Part No. (Ordering Part No.)	Terminal Screw Applicable Wire	Recommended Tightening Torque	Approvals	Rated Insulation Voltage/ Rated Current	IEC Applicable Relays/Timers (example)
SJ		1	Standard	Black	<a href="#">SJ1S-05B</a>	M3 2mm <sup>2</sup> max	0.6 to 1.0N·m	UL, CSA	250V 12A	RJ1S
				White	<a href="#">SJ1S-05BW</a>					
		1	Finger-safe	Black	<a href="#">SJ1S-07L</a>	M3 2mm <sup>2</sup> max	0.6 to 1.0N·m	UL, CSA, CE	250V 12A	
				White	<a href="#">SJ1S-07LW</a>					
		2	Standard	Black	<a href="#">SJ2S-05B</a>	M3 2mm <sup>2</sup> max	0.6 to 1.0N·m	UL, CSA	250V 8A	RJ2S
				White	<a href="#">SJ2S-05BW</a>					
		2	Finger-safe	Black	<a href="#">SJ2S-07L</a>	M3 2mm <sup>2</sup> max	0.6 to 1.0N·m	UL, CSA, CE	250V 8A	
				White	<a href="#">SJ2S-07LW</a>					
SF1V		4	DIN rail mount	Black	<a href="#">SF1V-4-07L</a>	0.7 to 1.65mm <sup>2</sup>	0.5 to 0.8N·m	UL, CSA, TUV, CE	250V 6A	RF1V-2A2B, RF1V-3A1B
		6	DIN rail mount	Black	<a href="#">SF1V-6-07L</a>	0.7 to 1.65mm <sup>2</sup>	0.5 to 0.8N·m	UL, CSA, TUV, CE	250V 6A	RF1V-4A2B, RF1V-5A1B, RF1V-3A3B

- See SJ series pages of the catalog for SJ Series dimensions.
- See [E-189](#) for SF1V dimensions

APEM

Switches & Pilot Lights

Control Boxes

Emergency Stop Switches

Enabling Switches

Safety Products

Explosion Proof

Terminal Blocks

Relays & Sockets

Circuit Protectors

Power Supplies

LED Illumination

Controllers

Operator Interfaces

Sensors

AUTO-ID

Relays

Sockets

DIN Rail Products

SJ

DF

SU

S

## Accessories







### Applicable Hold-down Springs

Front Wiring Socket	IEC Applicable Relays/Timers (example)	Leaf Spring (2 pcs)					
		SFA-202	SFA-101	SFA-203	SFA-502	SFA-503	SFA-511
SY2S-05B SY2S-05C	RY2S, RY22S	○	○				
SY4S-05B SY4S-05C	RU4S, RU42S	○	○				
	RY4S, RY42S	○	○				
	GT5Y-4	○					
SY4S-05D SY4S-05DN SY4S-05DF	RU4S, RU42S				○		
	RY4S, RY42S				○		
	GT5Y-4						○
SM2S-05B SM2S-05C	RU2S	○	○				
	RM2S	○	○				
	GT5Y-2	○					
SM2S-05D SM2S-05DN SM2S-05DF	RU2S					○	
	RM2S				○		
	GT5Y-2						○
SU2S-11L	RU2S	○	○				
	RM2S	○	○				
	GT5Y-2	○					
SU4S-11L	RU4S, RU42S	○	○				
	RY4S, RY42S	○	○				
	GT5Y-4	○					
SH1B-05B SH1B-05C	RH1B	○	○				
SH2B-05B SH2B-05C	RH2B	○	○				
SH2B-05D	RH2B				○		
SH3B-05B SH3B-05C	RH3B	○	○				
SH4B-05B SH4B-05C	RH4B	○	○				
SR2P-05B SR2P-05C	GT5P			○			
SR2P-06B	GT3 (8 pin)	○					
	GT5P	○					
SR3P-05B SR3P-05C	GT3 (11 pin)			○			
SR3P-06B	GT3 (11 pin)	○					

# S Series Relay Sockets

## Accessories

When ordering, specify the Ordering No.

Style	Shape	Part No.	Ordering No.	Package Quantity
Wire Spring		SFA-202	SFA-202PN20	20 (10 pairs)
		SFA-101	SFA-101PN20	20 (10 pairs)
		SFA-203	SFA-203PN20	20 (10 pairs)
		SFA-502	SFA-502PN20	For Relays 20 (10 pairs) Stainless
		SFA-503	SFA-503PN20	20 (10 pairs) Stainless
		SFA-511	SFA-511PN20	For Timer 20 (10 pairs) Stainless

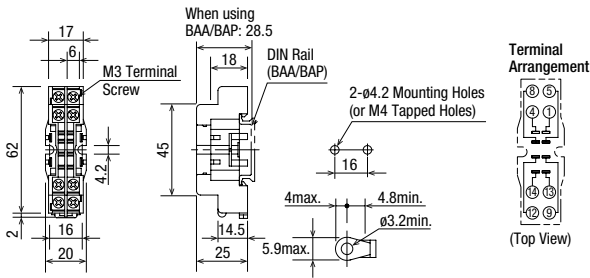
• Two Leaf springs are used for one relay.

## Dimensions

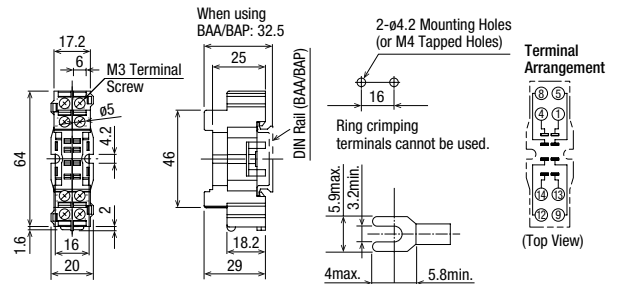
All dimensions in mm

### (1) SY

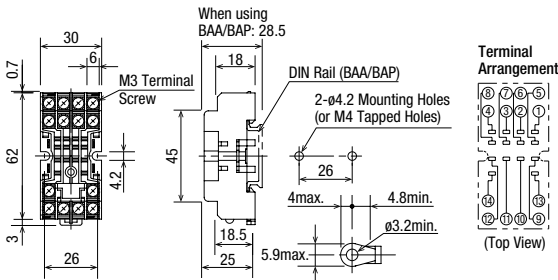
#### SY2S-05B



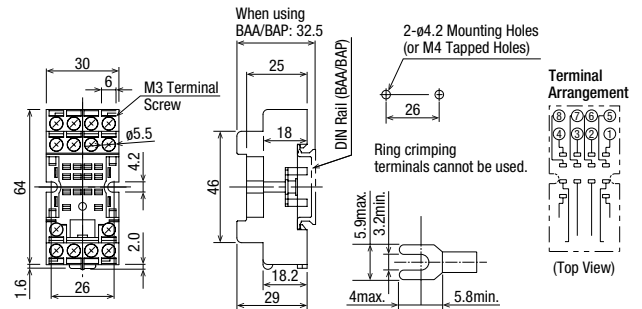
#### SY2S-05C



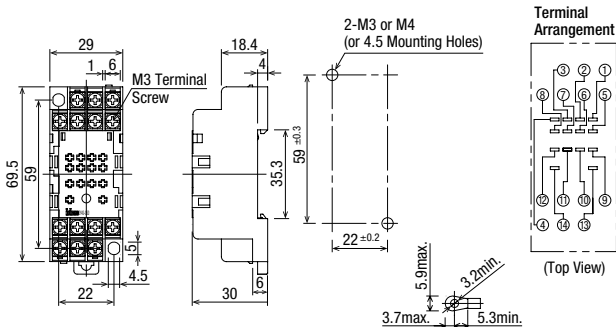
#### SY4S-05B



#### SY4S-05C



#### SY4S-05D



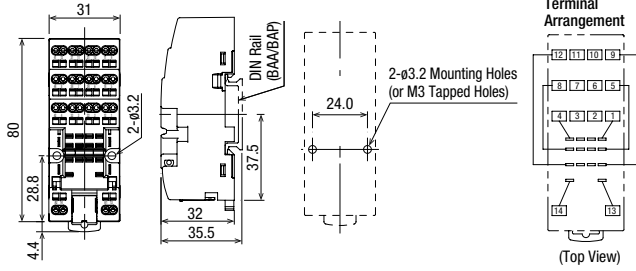
• See DF relay socket pages of the product catalog for SY4S-05DN, SY4S-05DF dimensions.

Dimensions

All dimensions in mm

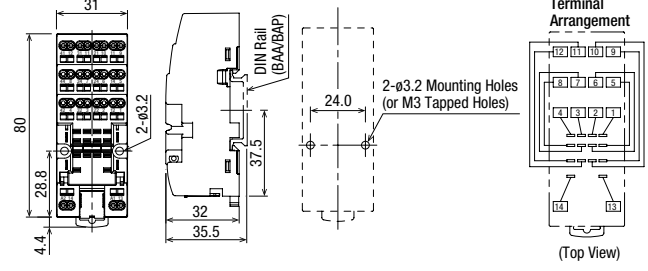
(2) SU

SU2S-11L



• For specifications, see SU series spring clamp pages of the product catalog.

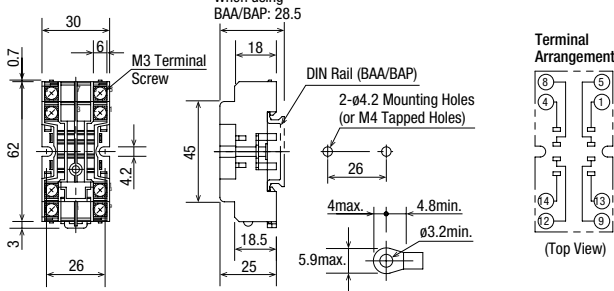
SU4S-11L



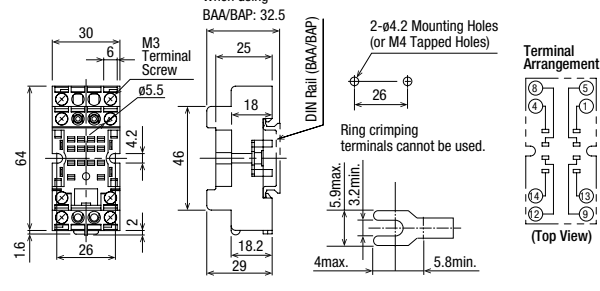
• For specifications, see SU series spring clamp pages of the product catalog.

(3) SM

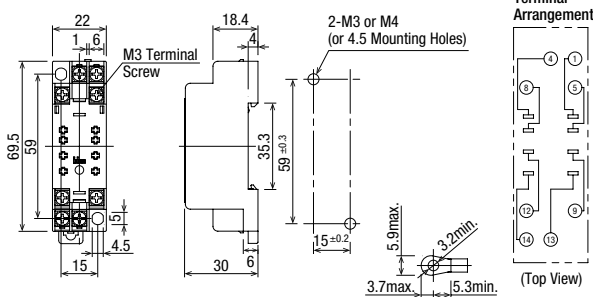
SM2S-05B



SM2S-05C

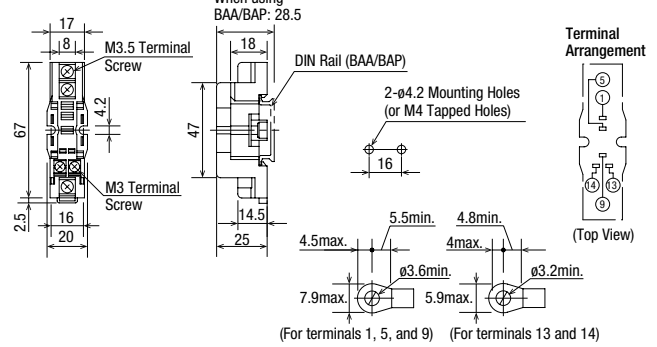


SM2S-05D



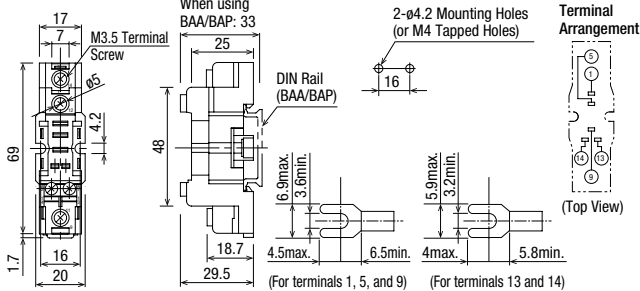
(4) SH

SH1B-05B

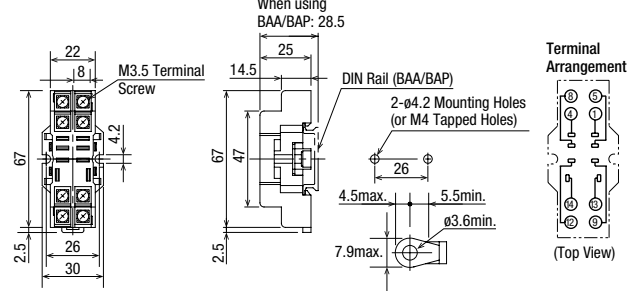


• See DF series pages of the product catalog for SM2S-05DN, SM2S-05DF dimensions.

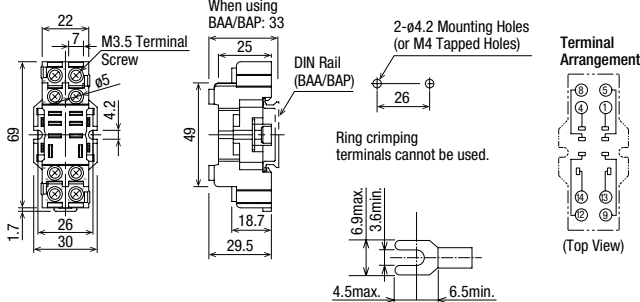
SH1B-05C



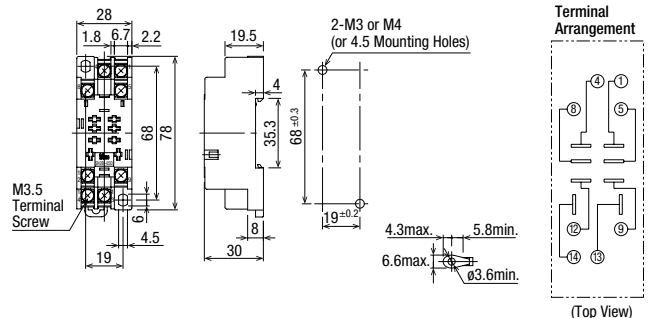
SH2B-05B



SH2B-05C



SH2B-05D



APEM  
Switches & Pilot Lights

Control Boxes

Emergency Stop Switches

Enabling Switches

Safety Products

Explosion Proof

Terminal Blocks

Relays & Sockets

Circuit Protectors

Power Supplies

LED Illumination

Controllers

Operator Interfaces

Sensors

AUTO-ID

Relays

Sockets

DIN Rail Products

SJ

DF

SU

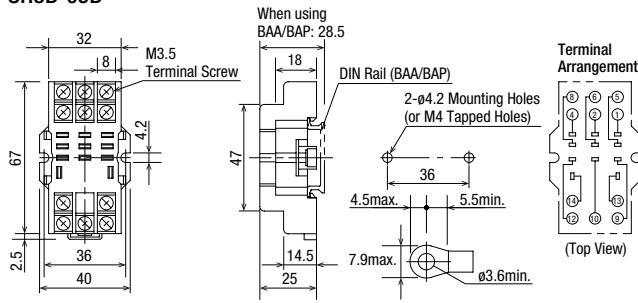
S

# S Series Relay Sockets

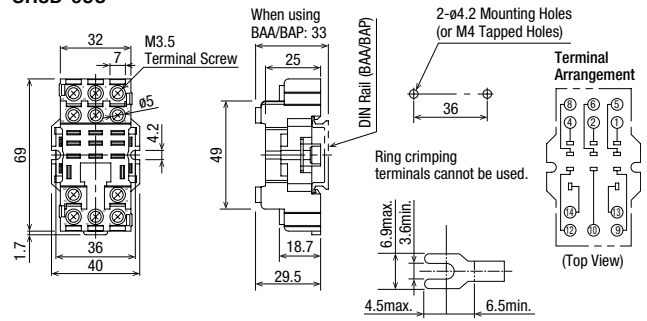
## Dimensions

All dimensions in mm

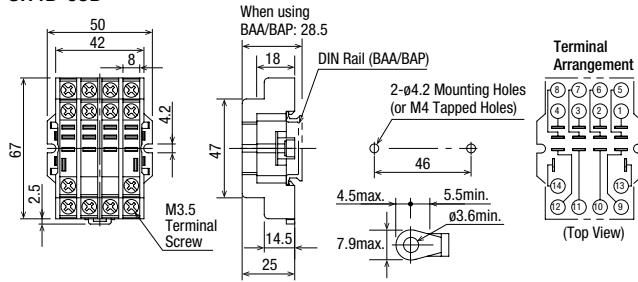
**SH3B-05B**



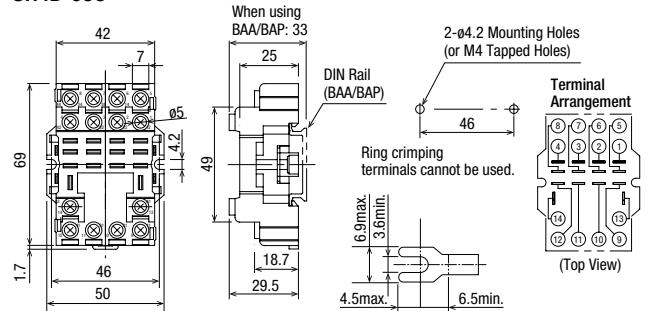
**SH3B-05C**



**SH4B-05B**

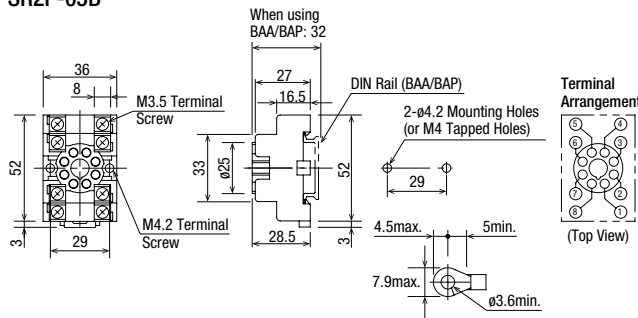


**SH4B-05C**

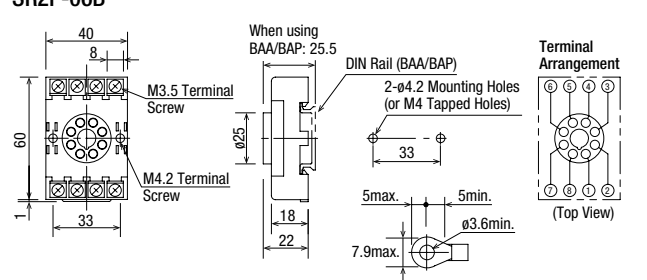


**(5) SR**

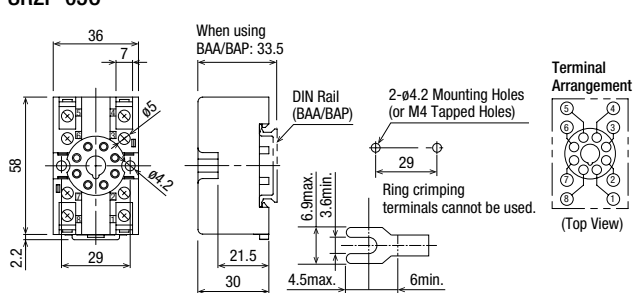
**SR2P-05B**



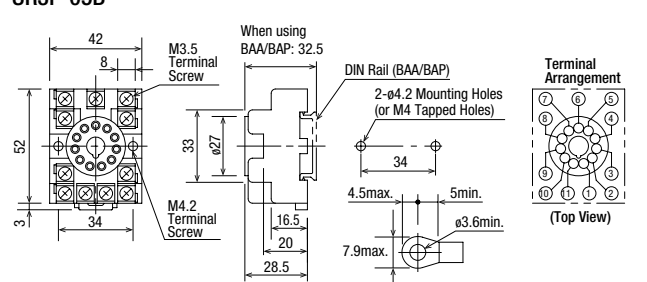
**SR2P-06B**



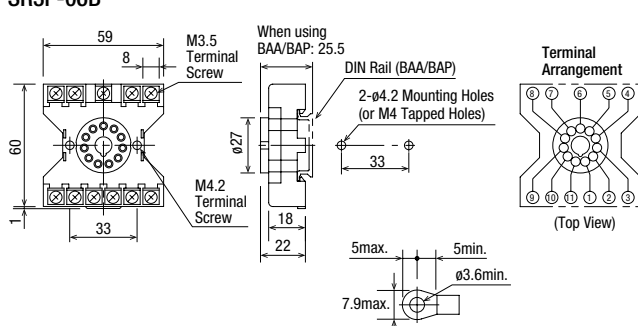
**SR2P-05C**



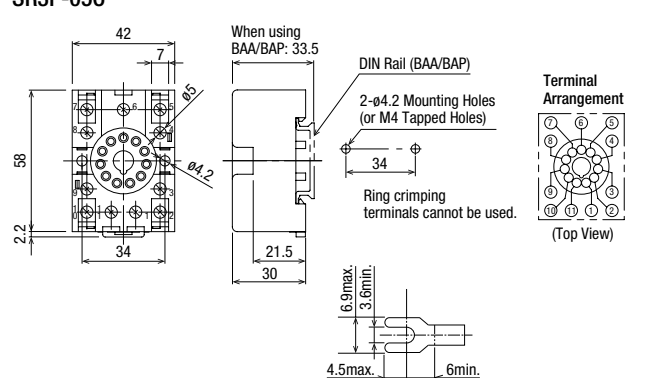
**SR3P-05B**



**SR3P-06B**









**SR3P-05C**



## Rear Wiring Sockets

 Package Quantity: 1

Mounting Style	Shape	No. of Poles	Style	Color	Part No. (Ordering Part No.)	Approvals	Rated Insulation Voltage/ Rated Current	IEEC Applicable Relays/Timers (example)
SY		2	Solder Terminal	Black	<b>SY2S-51</b>	UL, CSA	250V 7A	RY2S RY22S
		2	PC Board Terminal	Black	<b>SY2S-61</b>	UL, CSA	250V 7A	
		4	Solder Terminal	Black	<b>SY4S-51</b>	UL, CSA	250V 7A (*1)	RY4S RY42S RU4S RU42S GT5Y
		4	PC Board Terminal	Black	<b>SY4S-61</b>	UL, CSA	250V 7A (*1)	
		4	PC Board Terminal	Black	<b>SY4S-62</b>	UL, CSA	250V 7A (*1)	
SM		2	Solder Terminal	Black	<b>SM2S-51</b>	UL, CSA	250V 10A	RM2S RU2S GT5Y-2
		2	PC Board Terminal	Black	<b>SM2S-61</b>	UL, CSA	250V 10A	
		2	PC Board Terminal	Black	<b>SM2S-62</b>	UL, CSA	250V 10A	RM2S RU2S
SF1V		4	PC Board Terminal	Black	<b>SF1V-4-61</b>	UL, CSA, TUV, CE	250V 6A	RF1V-2A2B RF1V-3A1B
		6	PC Board Terminal	Black	<b>SF1V-6-61</b>	UL, CSA, TUV, CE	250V 6A	RF1V-4A2B RF1V-5A1B RF1V-3A3B

\*1) When using 2 poles and 4-pole sockets together, the UL rated current is 10A.

- See SF1V relay socket pages of the Product Catalog (**E-189**) for dimensions.

APEM

Switches &amp; Pilot Lights

Control Boxes

Emergency Stop Switches

Enabling Switches

Safety Products

Explosion Proof

Terminal Blocks

Relays &amp; Sockets

Circuit Protectors

Power Supplies

LED Illumination

Controllers

Operator Interfaces

Sensors

AUTO-ID

Relays

Sockets

DIN Rail Products

SJ

DF

SU















S





## S Series Relay Sockets

Package Quantity: 1

Mounting Style	Shape	No. of Poles	Style	Color	Part No. (Ordering Part No.)	Approvals	Rated Insulation Voltage/ Rated Current	IEC Applicable Relays/Timers (example)
SH		1	Solder Terminal	Black	SH1B-51	UL, CSA	250V 10A (coil terminal 7A)	RH1B
		1	PC Board Terminal	Black	SH1B-62	UL, CSA	250V 10A coil terminal 7A)	
		2	Solder Terminal	Black	SH2B-51	UL, CSA	250V 10A	RH2B
		2	PC Board Terminal	Black	SH2B-62	UL, CSA	250V 10A	
		3	Solder Terminal	Black	SH3B-51	UL, CSA	250V 10A	RH3B
		3	PC Board Terminal	Black	SH3B-62	UL, CSA	250V 10A	
		4	Solder Terminal	Black	SH4B-51	UL, CSA	250V 10A	RH4B
		4	PC Board Terminal	Black	SH4B-62	UL, CSA	250V 10A	
SR (8 pin)		2	Solder Terminal	Black	SR2P-511	UL, CSA	250V 10A	RR2P GT5P
		2	Solder Terminal	Black	SR6P-S08	—	250V 10A	RR2P GT3 (8 pin)
		2	Rear Wiring Screw Terminal	Black	SR6P-M08G	—	250V 10A	RR2P GT3 (8 pin)
SR (11 pin)		3	Solder Terminal	Black	SR3P-511	UL, CSA	250V 10A	RR3P, RR3PA GT3 (11 pin)
		3	Solder Terminal	Black	SR6P-S11	—	250V 10A	GT3 (11 pin)
		3	Rear Wiring Screw Terminal	Black	SR6P-M11G	—	250V 5A	RR3P, RR3PA GT3 (11 pin)

## Accessories

## Sockets and Applicable Hold-down Springs

Front Wiring Socket	IDEC Applicable Relays/ Timers (example)	Wire Spring	Leaf Spring (2 pcs)		Leaf Spring	
		SY4S-51F1	SFA-302	SFA-301	SFA-402	SFA-504
SY2S-51 SY2S-61	RY2S, RY22S	○	○	○		
SY4S-51 SY4S-61	RU4S, RU42S	○	○	○		
	RY4S, RY42S	○	○	○		
	GT5Y-4		○			
SY4S-62	RU4S, RU42S	○				○
	RY4S, RY42S	○				○
SM2S-51 SM2S-61	RM2S	○	○	○		
	RU2S	○	○	○		
	GT5Y-2		○			
SM2S-62	RM2S	○				○
	RU2S	○				○
SH1B-51 SH1B-62	RH1B	○	○	○		
SH2B-51	RH2B	○	○	○		
SH2B-62	RH2B	○				○
SH3B-51 SH3B-62	RH3B	○	○	○		
SH4B-51 SH4B-62	RH4B	○ (2pcs)	○	○		
SR2P-511 (8 pin) SR3P-511 (11 pin)	GT3 (8 pin) GT3 (11 pin)				○	

- For close mounting of rear mount sockets, use wire springs or SFA-302 leaf springs.

## Hold-down Springs

When ordering, specify the Ordering No.

Style	Shape	Part No.	Ordering No.	Package Quantity
Wire Springs		SY4S-51F1	SY4S-51F1PN10	10
Leaf Springs		SFA-302	SFA-302PN20	20 (10 pairs)
		SFA-301	SFA-301PN20	20 (10 pairs)
		SFA-402	SFA-402PN10	10
		SFA-504	SFA-504PN10	10

- Two Leaf springs are used for one relay. (One leaf spring is used for SFA-402 and SFA-504)



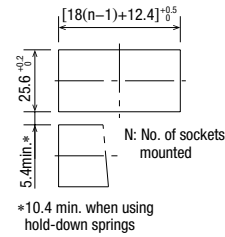
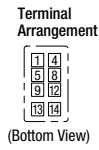
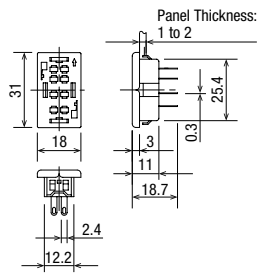
# S Series Relay Sockets

## Dimensions

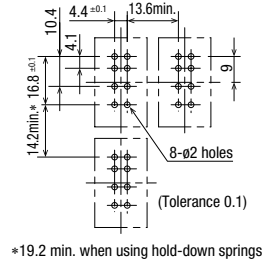
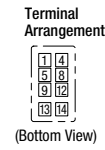
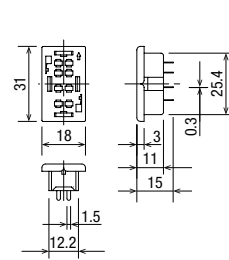
All dimensions in mm

### (1) SY

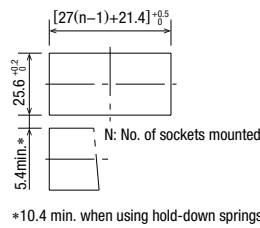
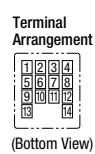
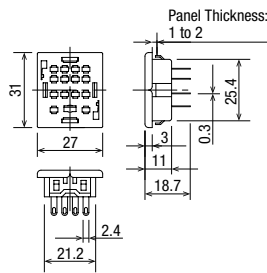
#### SY2S-51 (Solder Terminal)



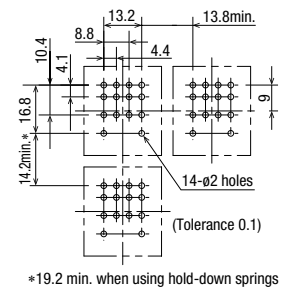
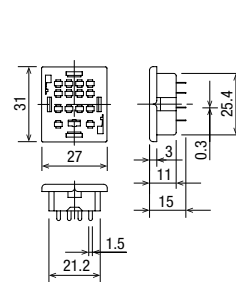
#### SY2S-61 (PC Board Terminal)



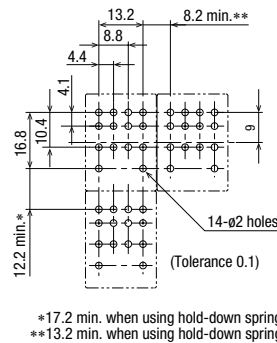
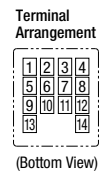
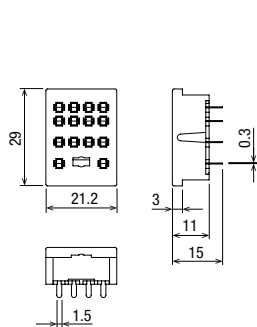
#### SY4S-51 (Solder Terminal)



#### SY4S-61 (PC Board Terminal)

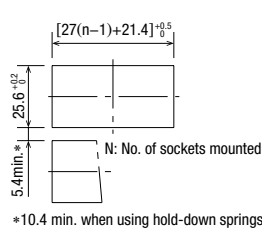
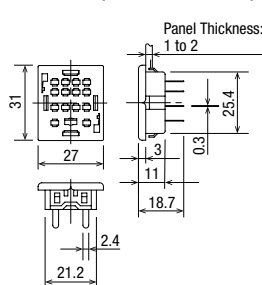


#### SY4S-62 (PC Board Terminal)

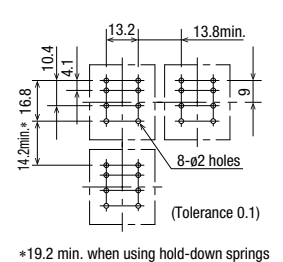
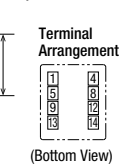
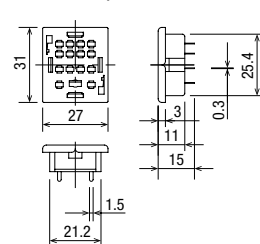


### (2) SM

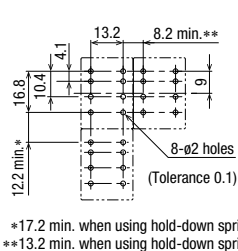
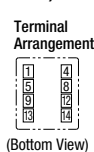
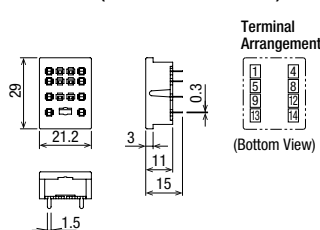
#### SM2S-51 (Solder Terminal)



#### SM2S-61 (PC Board Terminal)



#### SM2S-62 (PC Board Terminal)



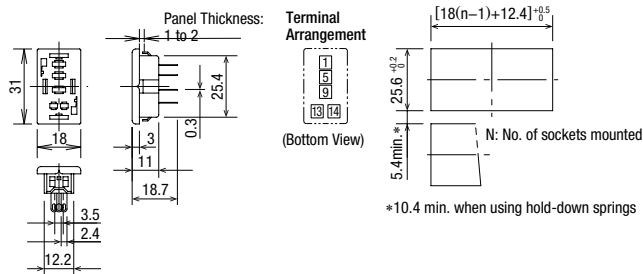
APEM
Switches & Pilot Lights
Control Boxes
Emergency Stop Switches
Enabling Switches
Safety Products
Explosion Proof
Terminal Blocks
Relays & Sockets
Circuit Protectors
Power Supplies
LED Illumination
Controllers
Operator Interfaces
Sensors
AUTO-ID
Relays
Sockets
DIN Rail Products

SJ
DF
SU
S

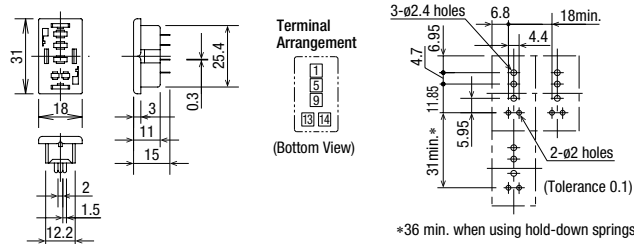
Dimensions

(3) SH

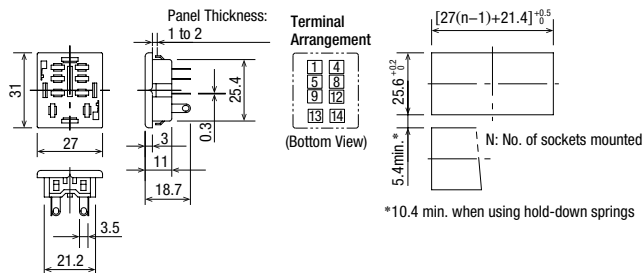
SH1B-51 (Solder Terminal)



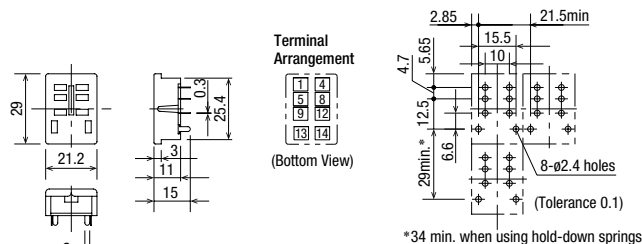
SH1B-62 (PC Board Terminal)



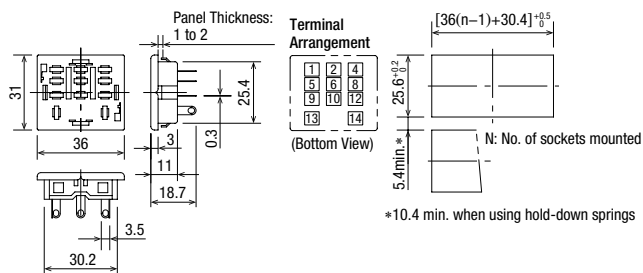
SH2B-51 (Solder Terminal)



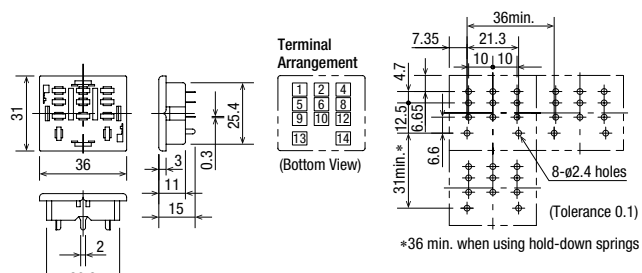
SH2B-62 (PC Board Terminal)



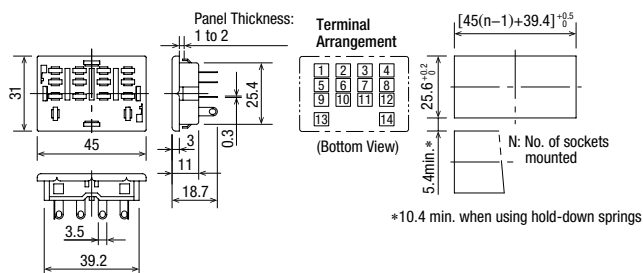
SH3B-51 (Solder Terminal)



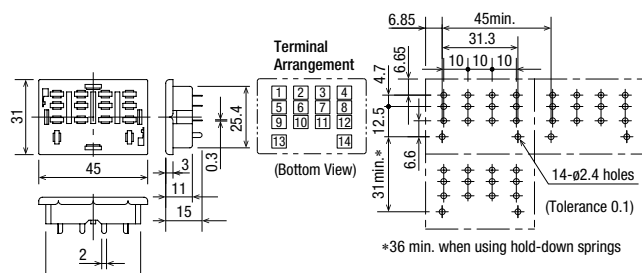
SH3B-62 (PC Board Terminal)



SH4B-51 (Solder Terminal)

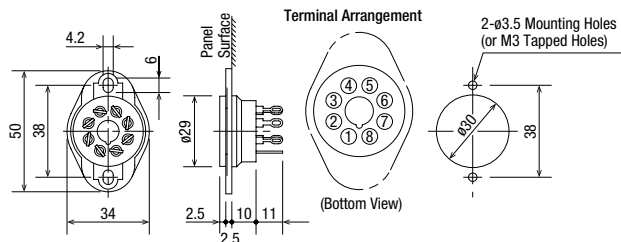


SH4B-62 (PC Board Terminal)

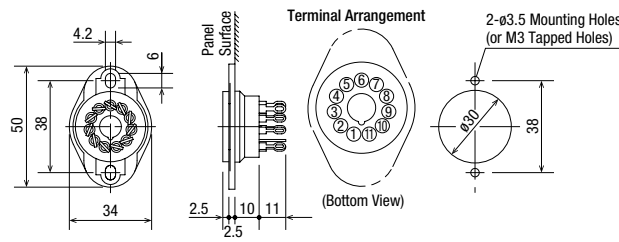


(4) SR

SR2P-511 (Solder Terminal)



SR3P-511 (Solder Terminal)








• See GT3 timer pages of the Product Catalog for SR6P-S08, SR6P-M08G dimensions.

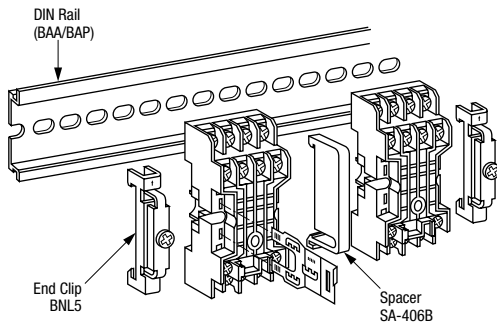
• See GT3 timer pages of the Product Catalog for SR6P-S11, SR6P-M11G dimensions.

## Accessories

When ordering, specify the Ordering No.

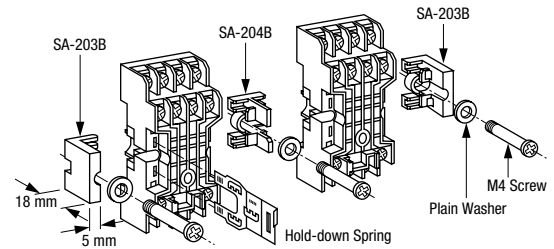

Name	Shape	Specifications	Part No.	Ordering No.	Package Quantity	Remarks
DIN Rail		Aluminum Weight: Approx. 200g	BAA1000	BAA1000PN10	10	See H-071 for DIN rail products
		Steel Width: 35 mm Approx. 320g	BAP1000	BAP1000PN10	10	
End Clip (*1)		Zinc-plated steel Weight: Approx. 15g	BNL5	BNL5PN10	10	See H-071 for DIN rail products
			BNL6	BNL6PN10	10	
DIN Rail Spacer (*2)		Plastic (black)	SA-406B	SA-406B	1	Thickness: 5 mm Used for adjusting spacing between sockets mounted on a DIN rail
End Spacer (*3)		Plastic (black)	SA-203B	SA-203B	1	The end spacer and intermediate spacer are used for mounting DIN rail mount sockets on panel surfaces. In collective mounting using these spacers, screws can be eliminated at every other socket. Mounting centers are the same in single mounting and collective mounting.
Intermediate Spacer			SA-204B	SA-204B		

### Installation of End Clip and DIN Rail Spacer




### Surface Mounting of DIN Rail Mount Socket

**Single Mounting**      **Collective Mounting**  
For saving the need for screw tightening and drilling

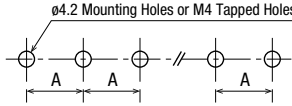


### Application Example of End Clip and DIN Rail Spacer

Use DIN rail spacers for adding space between adjoining sockets to prevent miswiring and identify wiring groups.



### Mounting Holes

			
Socket	A	Socket	A
SY2S-05B	22	SH1B-05B	21
SY4S-05B	31	SH2B-05B	31
SM2S-05B	31	SH3B-05B	41
		SH4B-05B	51

• DIN rail mount sockets can also mount directly on panel surfaces without using these spacers, then the mounting centers are different from when using spacers.


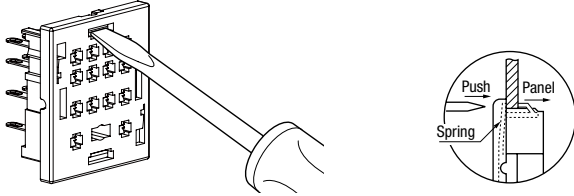
## Instructions

## Collective Mounting of Panel Mount Sockets

The SY, SM, and SH series panel mount sockets are designed to mount in panel cut-outs collectively. These sockets can be mounted in the same panel cut-out due to the standardized size.

## Mounting into Panel Cut-out

To mount, insert the sockets with mounting springs facing top and bottom edges of the panel cut-out. Push the mounting spring using a screwdriver until the mounting spring clicks into the panel.



$$L = \frac{A}{18 + 27 + 27 + 18 + 27 + 18 + 18 + 27 + 27} - 5.6 = 201.4^{+0}_{-0.5}$$

## Socket Width

Socket	Width
SY2S-51	18mm
SY4S-51	27mm
SM2S-51	
SH1B-51	18mm
SH2B-51	27mm
SH3B-51	36mm
SH4B-51	45mm

## Soldering

When soldering, use a soldering iron of 60W (350°C), and quickly complete soldering within approximately 3 seconds. Sn-Ag-Cu is recommended for lead-free soldering. Ensure to keep the solder away from the socket as much as possible. Do not apply external force by bending the terminal or pulling the wire.

APEM

Switches &amp; Pilot Lights

Control Boxes

Emergency Stop Switches

Enabling Switches

Safety Products

Explosion Proof

Terminal Blocks

Relays &amp; Sockets

Circuit Protectors

Power Supplies

LED Illumination

Controllers

Operator Interfaces

Sensors

AUTO-ID

Relays

Sockets

DIN Rail Products

SJ

DF

SU

S

