

Technical Data

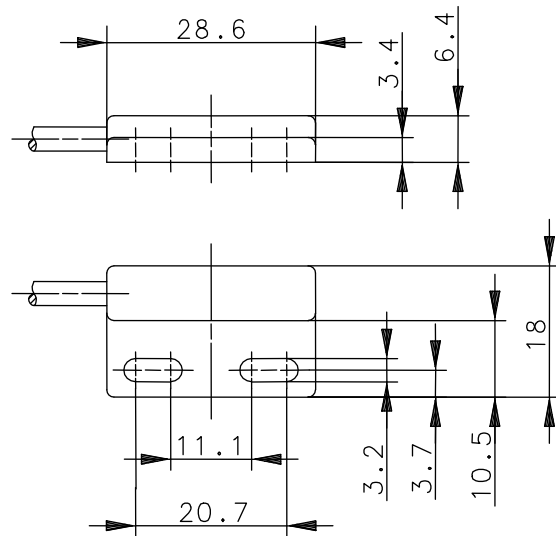
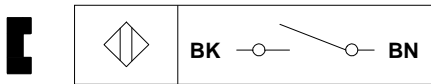
Magnetic switch

Series MA-11

Type designation **MAK-1112-F-1**

Item number **6311211692**

Wiring diagram




Identifying characteristics in accordance with EN 60947-5-1 and EN 62246-1

Electrical data		
Assured operating distance	S _a	10 mm
Switching element function		N.O.
Reed contact:		
max. switching voltage		1000 V AC / 1000 V DC
max. switching current		1 A
max. switching capacity		100 VA
mechanical lifetime		3x10 ⁶ switchings, however, according to load resetability
Repeat accuracy	R	± 0,1 mm
Max. Release point		under same geometrical conditions at the same temperature
Shock		22 mm
Vibration		50 g (11 ms, ½ Sinus wave)
Corresponding magnet		20 g (10 – 2000 Hz)
		TK-11-11

Mechanical data	
Enclosure	PA 6.6, black; encapsulated reed contact
Ambient air temperature	-5 °C ... +70 °C
Type of protection	IP67 (NEMA 4) according to IEC 529, EN 60529
Termination type	cable 2 x AWG 26 x 1 m ± 5 %; PVC -outer jacket black;
Assembly position	optional (assembly on iron means reduction of switch distance)

EU Conformity	acc. to directive 2004 / 108 / EC
----------------------	-----------------------------------

Approvals	
	
	UL Listed, Ind. Cont. Eq. / Class 2 Power source
	Note limited electrical data:
	max. switching voltage 30 V AC / 60V DC
	max. switching current 1 A
	max. switching capacity 60 VA

This document will not become the contractual basis; the details included herein do not constitute any descriptions of expected conditions, so that warranties/claims for defects on account of possible variations of the actual from the here described condition are excluded. Subject to modifications and amendments.

Date of issue: 25.06.2013 / Page 1 of 1
Document: 6311211692_en / Last update: 1 / 0022-13