

Overview

- Touch display with Live Monitor function
- Configurable switching output
- Selectable filters and trigger modes



Picture similar



Technical data

General data

Type	Distance measuring
Version	OM70 laser line
Measuring distance Sd	100 ... 600 mm
Measuring range Mr	500 mm
Sweet spot	350 mm
Adjustment	Touch Display, RS485
Power on indication	LED green
Output indicator	LED yellow / LED red
Resolution	3 ... 24 µm
Repeat accuracy	1 ... 9 µm
Linearity error	± 0,12 % Mr
Beam type	Line
Temperature drift	0,04 % Sde/K
Hysteresis digital output	Adjustable

Light Source

Light source	Pulsed red laser diode
Wave length	660 nm
Laser class	2

Electrical data

Response delay	0,8 ms
Measuring frequency	2500 Hz
Voltage supply range +Vs	15 ... 28 VDC
Current consumption max. (no load)	75 mA
Output circuit	Analog and RS 485
Output signal	4 ... 20 mA / 0 ... 10 VDC

Electrical data

Output current	< 100 mA
Switching output	Push-pull
Short circuit protection	Yes
Reverse polarity protection	Yes, Vs to GND

Communication interface

Interface	RS485
Baud rate	115200, adjustable

Mechanical data

Width / diameter	26 mm
Height / length	74 mm
Depth	55 mm
Type	Rectangular, front view
Housing material	Aluminum
Front (optics)	Glass
Connection types	Connector M12 8 pin
Weight	130 g

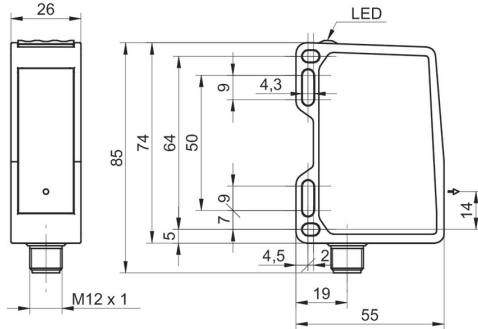
Ambient conditions

Ambient light immunity	< 170 kLux
Operating temperature	-10 ... +50 °C
Protection class	IP 67
Vibration (sinusoidal)	IEC 60068-2-6:2008 1 mm p-p at f = 10 - 55 Hz, duration 5 min per axis 30 min endurance at f = 55 Hz per axis
Shock (semi-sinusoidal)	IEC 60068-2-27:2009 30 g / 11 ms, 6 jolts per axis and direction

Remarks


- Measurement with Baumer standardized measuring equipment and targets (Measurement on 90% remission (white)). Values of Resolution, linearity error and repeat accuracy apply to a measurement with filter setting (Median: 9, Average: 128).

Dimension drawing



- * emitter axis

Laser warning

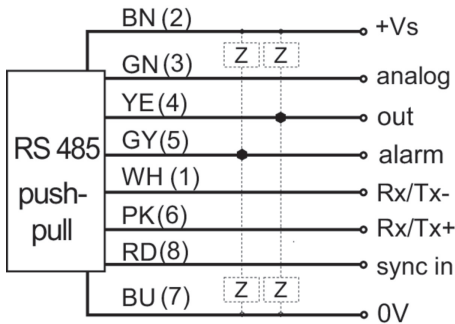


LASER RADIATION
DO NOT STARE INTO BEAM
Wavelength: 640...670nm

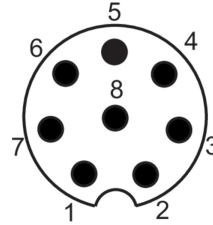
IEC 60825-1, Ed. 3, 2014
CLASS 2 LASER PRODUCT

IEC 60825-1/2014 Complies with 21 CFR 1040.10 and 1040.11 except for conformance with IEC 60825-1 Ed. 3., as described in Laser Notice No. 56, dated May 8, 2019

Connection diagram



Pin assignment



Beam characteristic (typically)

