

EKI-2706E-1GFP/I&EKI-2706G-1GFP/I

Industrial Unmanaged PoE Switch

Overview

The EKI-2706 series supports 48VDC redundant power input and is secured with a double protection mechanism: Power Polarity Reverse Protect and an Overload Current Resettable Fuse. The EKI-2706 series supports up to 4 IEEE 802.3 af/ at PoE ports, and is more convenient for users to power up their devices. Each port of the EKI-2706 has two LED's to show the link status transmission speed and collision status. It also provides a relay output for an event alarm. In the event of a power failure, the built-in LED will activate the alarm to notify administrators. Engineers can verify the hardware status by checking the LED, and make troubleshooting quick and easy. The compact EKI-2706 comes with IP30 rated metal housing to help against ingress from dusty industrial environments.

Packing List

Before installation, please make sure that you have received the following:

- 1 x EKI-2706 Ethernet Switch
- 2 x Wall mounting brackets with screws
- 1 x DIN-rail Mounting Bracket and Screws
- 1 x EKI-2706 Startup Manual

If anything is missing or damaged, contact your distributor or sales representative immediately.

User Manual

For more detailed information, please refer to the full manual which can be found on the Advantech's website.

Notes

For more information on this and other Advantech

products, please visit our websites at:

<http://www.advantech.com/products/>

For technical support and service:

<http://www.advantech.com/support/>

This startup manual is for EKI-2706.

Part No: 2009270601

2nd Edition

August 2016

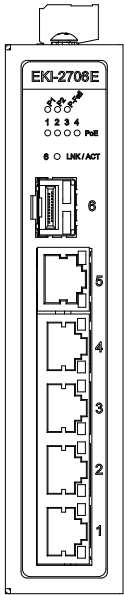
Specifications

General

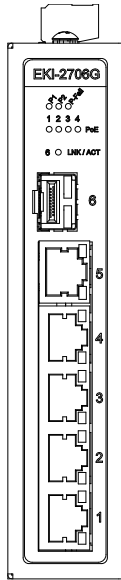
- **Compatibility:** IEEE 802.3, 802.3u, 802.3x, 802.1ab, 802.1z
- **LAN:**
 - **EKI-2706E-1GFP/I :**
4 x 10/100Mbps PoE ports (RJ-45),
1 x 100/1000Mbps (RJ45), 1x100/1000Mbps (SFP)
 - **EKI-2706G-1GFP/I :**
4 x 10/100/1000Mbps PoE ports(RJ-45),
1 x 100/1000Mbps(RJ45), 1x100/1000Mbps (SFP)
- **Ethernet RJ-45:** Up to 100 m
- **SFP:** Up to 110 Km (depends on SFP)
- **Connectors:** 5 x RJ-45, 1 x SFP
- **Switch Architecture:** Store and Forward
- **Power Requirement:** 48V_{DC}, redundant Power Input with reverse polarity protection.
- **Power Consumption:** Max. 2W
- **Power Budget:** 90W
- **Dimensions (W x H x D):** 30 x 140 x 95 mm
- **Enclosure:** IP30
- **Operating Temperature:**
 - EKI-2706E-1GFP & EKI-2706G-1GFP:
-10 ~ 60°C (-40 ~ 140°F)
 - EKI-2706E-1GFP/I & EKI-2706G-1GFP/I:
-40 ~ 75°C (-40 ~ 167°F)
- **Storage Temperature:** -40 ~ 85°C (-40°F ~ 185°F)
- **Operating Humidity:** 10 ~ 95% (non-condensing)
- **Storage Humidity:** 10 ~ 95% (non-condensing)
- **Safety:** UL 61010
- **EMC:** FCC Class A, CE
- **Warranty:** 5 years

Overview

EKI-2706E



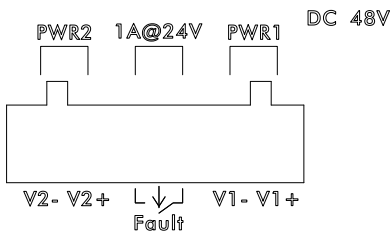
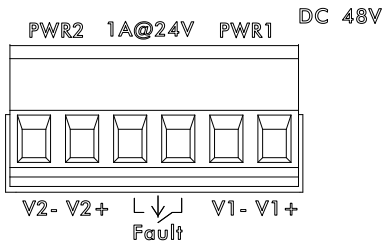
EKI-2706G



Power Connection

The EKI-2706 series switch supports dual 48 V_{DC} power inputs and changes relay status when power failure occurs.

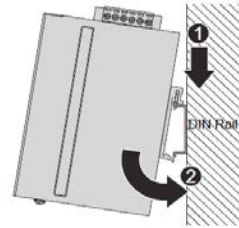
1. Insert the positive and negative wires into the V+ and V- contacts on the terminal block connector.
2. Tighten the wire-clamps screws to prevent the DC wires coming loose.



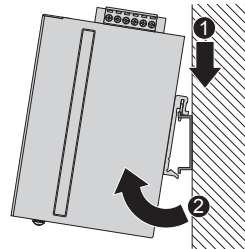
Mounting

DIN-rail Mounting

1. Installing the DIN-Rail Mounting Kit.



2. Removing the DIN-Rail.



Wall Mounting

1. Attach the brackets included to the switch with screws.
2. With the brackets attached, hang the switch to nails on the wall.

