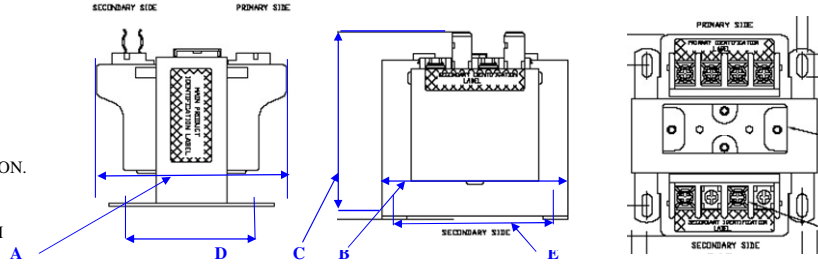


DIMENSIONAL DATA

NOTES: SERIES 2 TRANSFORMERS 500VA AND LARGER ARE FITTED WITH 6-TERMINAL CONNECTION BLOCKS.

PRIMARY FUSE BLOCK ADDS 1.375" (35MM) TO "C" DIMENSION.

NO SECONDARY FUSE CLIP DEDUCTS 0.50" (12.7MM) FROM "C" DIMENSION.

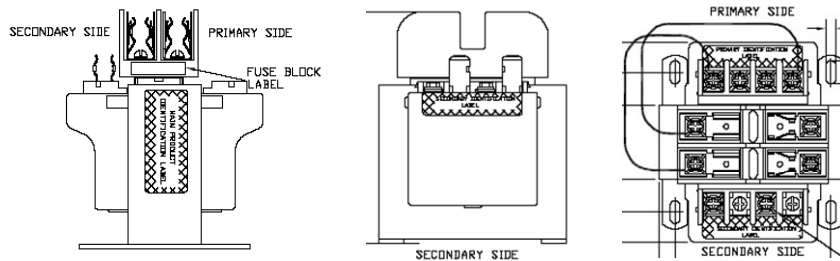


(MATCHED DIMENSIONS)
CATALOG GROUPS
A, B, C, E, F, G*, H*, I, K, P
VOLTAGE GROUPS

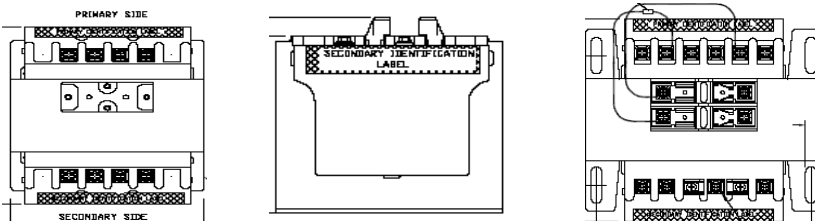
BTZ13, PU7, LP7, WZ13, MQ15,
MBT13, BTW37, RFD34, PU1519,
LPI519

VA	DIMENSIONS INCHES/MM											APPROX WEIGHT LBS
	A		B		C		D		E			
	IN	MM	IN	MM	IN	MM	IN	MM	IN	MM		
	SERIES 2 (MAX)											
50	3.78	96	3.00	76	3.14	79	1.96	50	2.50	64	3.00	
75	4.03	102	3.00	76	3.14	79	2.42	62	2.50	64	4.00	
100	4.03	102	3.38	86	3.46	86	2.42	62	2.82	71	5.20	
150	4.03	102	3.75	95	3.77	96	2.82	71	3.13	79	6.00	
200	4.38	111	4.50	114	4.40	112	2.42	62	3.75	95	8.00	
250	4.38	111	4.50	114	4.40	112	2.82	71	3.75	95	10.00	
300	4.75	121	4.50	114	4.40	112	3.18	81	3.75	95	12.00	
350	4.75	121	4.50	114	4.40	112	3.75	95	3.75	95	14.00	
500	6.11	155	5.25	133	5.14	131	3.88	99	4.38	111	16.00	
750	7.61	193	5.25	133	5.14	131	5.38	137	4.38	111	28.00	
	* GROUP "G" MATCHES IN 75, 150 & 250VA.											
	G											
50	3.78	96	3.00	76	3.14	79	2.21	56	2.50	64	3.50	
100	4.00	102	3.38	86	3.46	86	2.62	67	2.82	71	5.70	
200	4.38	111	4.50	114	4.40	112	2.82	71	3.75	95	7.00	
300	4.75	121	4.50	114	4.40	112	3.75	95	3.75	95	11.00	
350	5.75	146	4.50	114	4.40	112	4.72	120	3.75	95	13.00	
500	6.11	155	5.25	133	5.14	131	4.38	111	4.38	111	15.00	
750	7.61	193	5.25	133	5.14	131	5.87	149	4.38	111	28.00	
	* GROUP "H" MATCHES IN 200, 250, 300 & 500VA											
	H											
50	4.03	102	3.00	76	2.72	69	2.20	56	2.50	64	3.50	
75	4.53	115	3.00	76	2.72	69	2.62	67	2.50	64	4.50	
100	4.03	102	3.75	95	3.36	85	2.82	71	3.13	79	6.00	
150	4.53	115	3.75	95	3.36	85	3.18	81	3.75	95	7.70	
350	5.00	127	4.50	114	3.97	101	3.75	95	3.75	95	16.50	
750	8.11	206	5.25	133	4.63	118	5.87	149	4.38	111	28.00	

DIAGRAMS BELOW DEPICT INSTALLED PRIMARY FUSING OPTION.



DIAGRAMS DEPICT UNITS 500VA AND UP.



DIMENSIONAL DATA (KVA SIZES)

KVA SIZES CAN EITHER BE SERIES 2 OR **IMPERVITRAN**

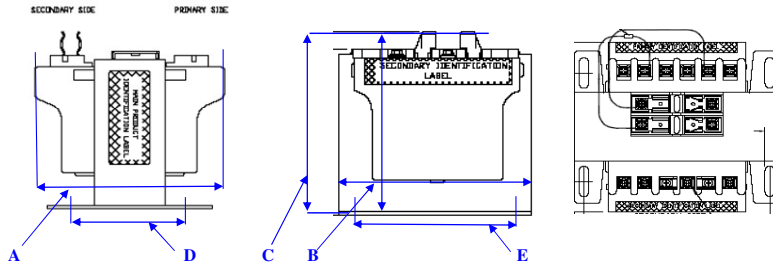
DIAGRAMS DEPICT SERIES 2 DESIGN.

NOTES:

TRANSFORMERS 500VA AND LARGER ARE FITTED WITH 6-TERMINAL CONNECTION BLOCKS.

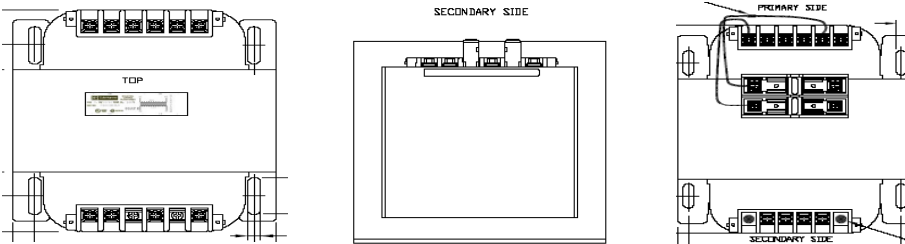
PRIMARY FUSE BLOCK ADDS 1.375" (35MM) TO "C" DIMENSION.

NO SECONDARY FUSE CLIP DEDUCTS 0.50 (12.7MM) FROM "C" DIMENSION.



CATALOG (VOLTAGE) GROUP A (BTZ13)	DIMENSIONS INCHES/MM										APPROX WEIGHT LBS
	A (MAX)		B		C INCL. FUSE CLIP		D (MAX)		E		
	IN	MM	IN	MM	IN	MM	IN	MM	IN	MM	
1000	6.11	155	6.75	172	6.30	160	3.91	99	6.13	156	30.50
1500	8.11	206	6.75	172	6.32	161	6.12	155	6.13	156	50.10
2000	7.75	197	6.75	172	6.28	160	4.97	126	6.13	156	46.00
3000	8.06	205	9.00	229	7.50	191	5.25	133	7.50	191	55.90
5000	10.38	264	9.00	229	7.50	191	7.56	192	7.50	191	84.40
G (MBT13)											
1000	7.44	189	6.38	162	5.42	138	5.06	129	5.31	135	37.00
1500	8.50	216	6.75	172	5.73	146	6.09	155	6.13	156	53.90
2000	8.13	207	6.75	172	5.75	146	5.25	133	6.13	156	42.00
3000	8.56	217	9.00	229	7.50	191	5.75	146	7.50	191	64.50
5000	10.00	254	9.00	229	7.50	191	7.56	192	7.50	191	97.00
H (BTWZ37)											
1000	7.00	178	6.38	162	5.42	138	5.06	129	5.31	135	31.80
1500	7.45	189	6.75	172	6.29	160	5.25	133	6.13	156	44.20
2000	7.56	192	9.00	229	7.80	198	4.81	122	7.50	191	57.70
3000	8.75	222	9.00	229	7.50	191	5.94	151	7.50	191	76.20
5000	11.00	279	9.00	229	7.50	191	8.19	208	7.50	191	127.40
M 240/480 X 120/240											
1000	7.00	178	5.25	133	4.25	108	5.38	137	4.38	111	26.30
1500	7.00	178	6.75	172	5.75	146	4.25	108	6.13	156	31.00
2000	7.75	197	6.75	172	5.73	146	4.97	126	6.13	156	46.00
3000	8.06	205	9.00	229	7.50	191	5.25	133	7.50	191	56.00
5000	10.00	254	9.00	229	7.50	191	7.19	183	7.50	191	85.40
N 240,347,380 X 120/240											
1000	7.38	187	6.38	162	5.44	138	5.06	129	5.31	135	29.00
1500	8.13	207	6.38	162	5.44	138	5.06	129	5.31	135	33.30
2000	8.88	226	6.75	172	5.75	146	6.13	156	6.13	156	50.00
3000	8.50	216	9.00	229	7.50	191	5.69	146	7.50	191	74.00
5000	10.38	264	9.00	229	7.50	191	7.56	192	7.50	191	110.00

DIAGRAMS DEPICT IMPERVITRAN DESIGN.

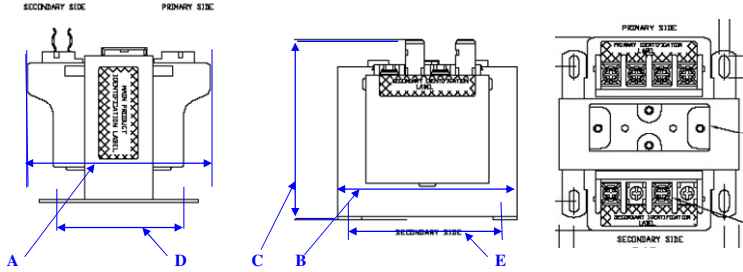


DIMENSIONAL DATA

NOTES: SERIES 2 TRANSFORMERS 500VA AND LARGER ARE FITTED WITH 6-TERMINAL CONNECTION BLOCKS.

PRIMARY FUSE BLOCK ADDS 1.375" (35MM) TO "C" DIMENSION.

NO SECONDARY FUSE CLIP DEDUCTS 0.50 (12.7MM) FROM "C" DIMENSION.



CATALOG (VOLTAGE) GROUP J

ORIGINAL IMPERVITRAN P/N	DIMENSIONS INCHES/MM										APPROX WEIGHT LBS
	A		B		C		D		E		
	SERIES 2 (MAX) IN	MM	ALL VERSIONS IN	MM	INCL. FUSE CLIP (MAX) IN	MM	ALL VERSIONS IN	MM	ALL VERSIONS IN	MM	
B050MBT713XK	3.50	89	3.00	76	3.14	79	2.25	57	2.50	64	3.40
B075MBT713XK	3.50	89	3.38	86	3.44	87	2.44	62	2.82	71	4.80
B100MBT713XK	3.63	92	3.75	95	3.78	96	2.44	62	3.13	79	5.90
B150MBT713XKF	4.00	102	3.75	95	3.78	96	3.19	81	3.13	79	8.00
B200MBT713XKF	4.38	111	4.50	114	4.40	112	3.00	76	3.75	95	9.80
B250MBT713XKF	4.38	111	4.50	114	4.40	112	3.75	95	3.75	95	12.00
B300MBT713XKF	5.19	132	5.25	133	5.14	131	3.88	99	4.38	111	14.00
B350MBT713XKF	5.00	127	5.25	133	5.14	131	3.88	99	4.38	111	15.00
B500MBT713XKF	5.50	140	5.25	133	5.14	131	5.38	137	4.38	111	18.00

J

SERIES 2

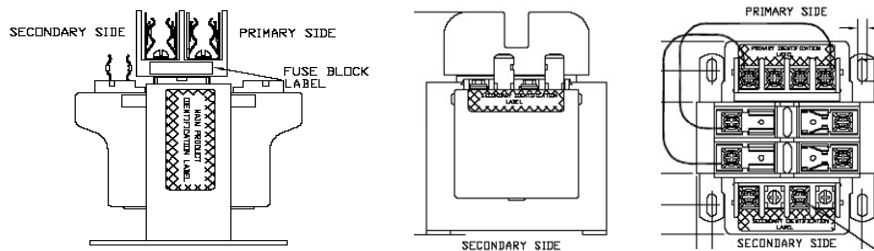
B050-2000-1	4.53	115	3.00	76	3.14	79	2.82	71	2.50	64	3.40
B075-2001-1	4.53	115	3.75	95	3.78	96	2.82	71	3.13	79	4.80
B100-2002-1	4.53	115	3.75	95	3.78	96	3.00	76	3.13	79	5.90
B150-2003-1F	5.03	128	3.75	95	3.78	96	3.19	81	3.13	79	8.00
B200-2004-1F	4.38	111	4.50	114	4.40	112	3.00	76	3.75	95	9.80
B250-2005-1F	4.75	121	4.50	114	4.40	112	3.75	95	3.75	95	12.00
B300-2006-1F	6.11	155	5.25	133	5.14	131	3.88	99	4.38	111	14.00
B350-2007-1F	6.11	155	5.25	133	5.14	131	3.88	99	4.38	111	15.00
B500-2008-1F	7.11	181	5.25	133	5.14	131	5.38	137	4.38	111	18.00
B750-2009-1F	7.11	181	6.75	172	6.30	160	4.97	126	6.13	156	38.60
B1K0-2010-1F	8.13	207	6.75	172	5.73	146	6.13	156	6.13	156	48.40

L

ORIGINAL IMPERVITRAN

B050-0482-1	3.44	87	3.88	99	3.38	86	2.41	61	2.81	71	4.00
B100-0483-1	4.00	102	3.75	95	3.50	89	3.00	76	3.13	79	6.60
B150-0484-1F	4.00	102	4.50	114	4.50	114	2.82	71	3.75	95	8.70
B250-0485-1F	5.75	146	4.50	114	4.50	114	4.38	111	3.75	95	11.40
B350-0486-1F	5.14	131	5.25	133	4.75	121	4.38	111	4.38	111	13.60
B500-0487-1F	7.19	183	5.14	131	4.75	121	5.88	149	4.38	111	17.40
B750-0488-1F	6.50	165	6.75	172	6.00	152	4.25	108	6.13	156	27.50

DIAGRAMS BELOW DEPICT INSTALLED PRIMARY FUSING OPTION.



DIAGRAMS DEPICT UNITS 500VA AND UP.

